



PSA member since 1998

Lancaster Photography Association

<http://www.lpaphotography.org>

Volume Three, Number Ten, October 2004

Lancaster, California

AV Fair Winners!!! LPA Members Take 78 Ribbons

All LPA club members deserve a "Way to GO!" for sharing their work at the AV Fair. There was a long list of winners who received the following awards:

Best of Show - Tylene Trout

Best of Division, Open Slides – Christina Reinke

Best of Division, Amateur – David Keenan

Best of Division, Advanced Amateur – Charlie Brown

First Places: Charlie Brown (1, DW*), David Keenan (1, DW*), Dean Webb (2), Lee Bergthold (2), Lorraine Millings (2), P. Dale Ware (2), Pat Ware (1), Paul Craft (1), Sharanjit Dhillon (1), Tylene Trout (3, DW*, BS**), Wendy Ware (1)

Second Places: John Shedrick (1), Lee Bergthold (2), Lorraine Millings (1), P. Dale Ware (1), Sue Craft (1), Tylene Trout (2)

Third Places: Dean Webb (2), Duane Whitaker (1), John Shedrick (1), Lee Bergthold (3), Lorraine Millings (3), P. Dale Ware (2), Sue Craft (1), Tylene Trout (2)

Honorable Mentions: Charlie Brown (1), Christine Brady (2), David Keenan (1), Dean Webb (1), Eugene Johan (1), John Shedrick (7), Lee Bergthold (3), Lorraine Millings (5), Lyle Trusty (3), P. Dale Ware (4), Pat Ware (3), Paul Craft (3), Sharanjit Dhillon (4), Sue Craft (4), Tylene Trout (9), Wendy Ware (1)

* Division Winner, ** Best of Show



1st Place Adv Amateur Close Up by Dean Webb

1st Place Adv Amateur
Miscellaneous
By Tylene Trout



1st Place Amateur Potpourri
By Lorraine Millings

Meeting Information

Meetings are held the third Tuesday of each month. Guests are welcome!

Next meeting: Oct. 19th at 7pm


Location: AV Senior Center at 777 W. Jackman, in Lancaster

Our upcoming schedule of meeting events:

October- Photo Competition with "Open" theme

November – Photographic Challenge and Portrait Workshop

December- Holiday Party



1st Place Amateur Pictorial Water by Paul Craft

Our President Says...

By John Shedrick

The September 21 General Meeting was more like an "Event" for us. The lack of a Slide Show at this year's A.V. Fair presented us with an opportunity for some public exposure by enabling us to do the same presentation that the public expected to see at the Fair. Each of the participants entering slides this year, were eager to partake in the showing of their slides at our meeting.

We had a total of 54 attendees signed in, which included 16 Guests and 3 new members. John Wells did a head count and came up with 64 attendees. Apparently, a few guests didn't sign in. This must be a record attendance for us.

Richard did a great job of putting the slide show together and doing the presentation. This wasn't easy to do without having those slides ahead of time. Then we had an unforeseen problem with some of the slides being too thick for his tray. He handled that last minute pressure well and did a great show for us. Everyone seemed to enjoy it.

David outdid himself with the 50/50 drawing selling over 80 tickets. This brought a smile to John Wells with a nice boost to our treasury. Congratulations David!

Tylene, Kay and Ann were a hit for the second time in a row. There were quite a few questions for them and the crowd really gathered around them during the repeat demonstration on applying adhesive.

Quite a few of our guests stayed for our entire meeting and several indicated their intention of joining our club.

The success of this "Event" was directly linked to all the volunteers who helped to represent our club at the Fair this year. I'd like to thank everyone who volunteered their time and effort during the Fair, as we are now seeing the results of that effort.

Looking back over my calendar, these last seven weeks, beginning on August 12, have been an unusually busy time for our club.

Aug. 12 Board Meeting
Aug. 14 Pool Party at Kay and Clen's
Aug. 17 General Mtg and program by Ann, Kay, and Tylene
Aug. 20 & 21 Take-In of pictures at the Fair
Aug. 24 Basic Digital Workshop
Aug. 27 thru Sept. 6 Table monitoring at the Fair
Sept. 1 Newsletter is published
Sept. 7 Photo pick-up at the Fair
Sept. 9 Board Meeting
Sept. 11 Aerospace Faire
Sept. 14 Field Trip Committee meeting
Sept. 15 Our first LPA Dinner meeting at Home Town Buffet
Sept. 21 General Meeting and A.V. Fair Slide Show

Sept. 25 Field Trip to the Long Beach Aquarium
Sept. 26 LPA Breakfast at the Blue Bird
Sept. 28 Basic Digital Workshop

Now we have two more events that have been in the planning stages for months. Oct. 2 is our LPAC Exhibit (a one-day event), and Oct. 9 is the reception and opening of our six week long LPA Exhibit at LMAG. Once our Reception at LMAG is over, things should start to settle down for us and we can get back into a more normal routine. This will have been a two month period of seemingly non-stop activities. Many of these events have taken a considerable amount of effort and coordination to bring them about. Everyone who gave of themselves to bring about the success of these events deserves a big hand and hopefully, a little break.

LPA Field Trip To Long Beach Aquarium/Shoreline Village

By Arley Clark



Well we finally managed to get to the Long Beach Aquarium this month for our monthly field trip. This trip has been on the burner for a couple of years now and this month ended up being well suited to give it a shot.

Several LPA members set out to get that once in a lifetime photo. At the aquarium there were plenty of fish and crustacean to photograph. The expressions on some of the kids' faces and their fascination with the underwater habitat were a photograph waiting to be had.

We happened to catch the weekend that a Pacific Islander Festival was going on so with the drummers and dancers performing, there was plenty to keep us busy. Once we finished with the park, we headed out to the harbor to position ourselves for the sunset. Once again, there was plenty to photograph. Boats coming in and out of the bay, fisherman pulling in their catch, bright colored buildings, and a lighthouse positioned at the end of the harbor provided a great variety of subjects.



Fireboat by Duane Whitaker



Field Trips



By Duane Whitaker

Oct. 11, 12 & 13 - Annual LPA Fall Color Trip, led by Dean Webb and Bill Albrecht. During the next two or three weeks the Fall Colors will start peaking along altitudes of the high Eastern Sierra Mountains and descending into the Owens Valley. Leaves are changing around the Tioga Pass area, Lundy Canyon, June Lake Loop, and then dropping down Upper and Lower Rock Creek into Round Valley and along Bishop Creek (West of Bishop) and the Owens River on the east.

Some members suggested a mid week trip to avoid crowds, ease of getting rooms, and eating in groups. The days 11, 12, and 13 seem to work for many in the club. Some members are going earlier some later. I will try and follow the movement of the color and some quick trips may also be made. If you plan to make the field trip or you have info on the colors contact Dean Webb (948-4123) or Bill Albrecht (942-0142). We will be staging out of Bishop. Contact your leaders for specific details. Stops at Schat's Bakery (across from the Bishop Chamber of Commerce Visitors Center) for hot Jalapeno and Shepherders bread.

Check the Bishop Web page for lodging and color updates: <http://www.bishopvisitor.com> and look at the LPA Web page under "links" and see "Photo Clubs" and Carol Leigh's "Calphoto" for updates on color.



Photo by John Shedrick



Photo by Sue Craft

Oct. 28 - Pursley Ranch, in Palmdale, led by Sue Craft. Here is a great chance to practice your action photography. Cowboys will be roping, cowgirls turning barrels, and horses everywhere! Meeting time is 3:30pm at the Pursley Ranch parking lot. The location is at the NW corner of 27th St. W, and Ave. N-12. The ranch entrance is actually off 27th. We will be photographing individual horses galloping, barrel racing cowgirls, and the calf ropers. Afterwards, you'll be free to wander around the ranch, and through the barns, to photograph slow moving things such as lazy cows, wandering goats, chickens, and antique farm pieces. For more information and photos, check out the LPA website.

Nov. 20 - San Diego Wild Animal Park, led by Duane Whitaker. We are still planning a trip to the Wild Animal Park, but now it is a walking/tram ride tour. The park has about 2 miles of walkways, so it's similar to walking around the LA Zoo. Stroll along at your own pace, explore the exhibits, and sit and rest as needed. A few of the exhibits allow you to go inside, and photograph the animals and birds. Most of the other exhibits are close enough to shoot with a point and shoot camera, although a telephoto lens would be nice to have. The entrance fee includes the hour long tram ride, which does slow down at several spots for nice photo ops. Various shows occur throughout the day, and are included in the entrance fee. There are unlimited photo opportunities of all kinds. Pre-purchase tickets should be available for \$19.99. Otherwise, tickets may be purchased for \$29.50 at the entrance.

Dec. xx - Local Christmas Lights, led by Bill Albrecht. We did this two years ago and it went over really well.

San Diego Zoo - We've been promising you this trip and we'll go as long as there's continuing interest. We're holding off on setting a date. I'd like to receive some inputs from those interested on when you'd like to go. The admission to the Zoo is presently \$21 and parking is free.

Other Trips We're Considering- A trip from Williams, AZ to the Grand Canyon via steam locomotive is in the early stages of development. Please check out the link <http://thetrain.com/index.cfm> and consider this adventure. We still have a lot of investigating to do but by next general meeting we will be asking members if they are interested in going and accepting any suggestions on the itinerary. Other possibilities being considered are: Calico Ghost Town, Borax Mine in Boron, Death Valley, and the Tide Pools.

GRAPHIC EXPERIENCE

the frame shop on the boulevard

Ann Wright
Rena Patel
Christine Calaba

624 W. Lancaster Blvd.
Lancaster, CA 93534
661 • 945 • 1718
FAX 661 • 945 • 1758

Photographing Horses in Action

By Sue Craft

Photographing horses and trying to capture their beauty presents a whole new set of challenges to the photographer. I'm still learning, but will share with you what has worked for me.

When a horse is standing still, a telephoto or 100mm lens works well. Better to stand far back and zoom in than to be up close and get a distorted looking horse photo. Horses are most attractive to photograph when their head is slightly turned, and the ears are pointed forward. A whistle, clap of the hands, or mirror can work to get their attention and perk the ears up.

The challenge increases when they run free. Be prepared for fast movements, lots of dust, snorts, sharp turns and bucks. Either a wide angle lens or telephoto works well, depending on the effect you want. Panning with a telephoto lens works well, with a shutter speed of 1/200 second to stop the action. If you slow down to 1/50 sec, and focus on the head (which moves the least), the legs will be blurry, and portray a real sense of action. Try to capture the lope or gallop movement when the leading front leg is striding forward. If in your photo, the front legs are not reaching out, it will look like the horse is ready to fall over. For a sense of power and speed, try to capture them with all four feet off the ground.

For barrel racing, my favorite lens to use is my 100-300mm telephoto, with a fast shutter speed, and medium aperture. Horse and rider are most attractive just before they've finished turning the barrel, and are looking towards the next one. Try zooming in close, and capture the expression of the rider and horse.


The easiest way to capture the calf roping action would be with a wide angle lens. There is a lot of fast action going on and it is spread over quite a distance. Try to use a medium aperture setting to keep it all in focus, but watch your shutter speed. Too slow, and you'll have blurry action shots. Anything over 1/500 should work well. It's also fun to use a telephoto lens to zoom in on the cowboy swinging the rope overhead with the pigging string in his teeth, jumping off his horse, or tying the calf legs together on the ground.

If your camera will handle the task, increase your chances of getting the right "pose" by firing off a burst of five or six shots during the peak of the action. (For Nikons, put your focus mode selector **and** Mode dial in "C" for continuous shooting, go to Menu and turn Dynamic Auto Focus &- Closest Subject - On). Check the rest of your settings before the shoot starts!

Take **LOTS** of photos, and **GOOD LUCK!!!**



100-300mm lens 1/50sec F25, ISO 100



100-300mm lens 1/1600 F7.1 ISO 400
Photos by Sue Craft



100-300mm lens
1/500sec. F9. ISO 400


LPA Digital Workshop

By John Shedrick

This was our third workshop which was geared toward bringing our newest digital converts up to speed. The goal was to teach everyone in the class how to download pictures from their digital camera into a pre-selected file in their computer, do basic cropping and enhancements to their pictures, and properly size and adjust the resolution of their photos for printing or for e-mailing. Everyone seems to have been able to follow the course (given that there were 26 members still with us) and with reference to the handouts we gave them, the whole class should be able to print or e-mail their own pictures.

There will be one final class in October, so if anyone didn't quite understand something, we'll go over it again. We also hope to cover a few more slightly advanced photo processing techniques.

We have a couple more workshops in the works before Arley starts in again with a more advanced digital workshop, somewhere around March. In November, Fred Frederickson will conduct a Basic Photography Workshop. A lot of us can get something out of that. In January, Arley plans to conduct a workshop on How to Start a Website. There are a surprising number of members interested in this.



Notes From Lyle

By Lyle Trusty

Continuing the discussion from August, I would like to touch upon some other items to consider when organizing your approach to taking better pictures.

There is no substitute for the approach of "learning by doing". You can obtain knowledge by reading about a subject, but that alone only results in retaining about 50 percent of the information. If you read about it, are told about it, and do a project involving it, your retention of the information increases to about 90 percent. If you have a passion about it, you can remember ten times more than someone that doesn't. Furthermore, if you get an opportunity to teach the subject, or write about it, you really learn it, because you have to fill in the gaps in your knowledge to answer the questions that arise. The bottom line is to make use of every opportunity to take pictures, (or capture Images) and take lots of them. Film is usually the least expensive item in the budget on a photo shoot, (Didn't you pay more for breakfast and lunch?) and the most valuable asset you have when its time to evaluate your work.

It wasn't long ago that I bracketed exposure and composition three ways each (nine total) on any shot that I thought had possibilities. And, mind you, that was with just one film – Fujichrome Velvia, rated at ISO 40, with which I had good results. With experience it's possible to pick out the three exposures that will provide the best density quickly just by laying them out on a light box, and then, looking at them with a loupe, select the best from the standpoint of impact and composition. The proof of it all, though, is when you project them on a screen. There you can evaluate those things plus the technical aspects of sharpness, focus, lighting, color balance, style, and creativity. Ideally, the subject grabs your eye at first glance, the other elements of the picture lead your eye back to the subject repeatedly, and gradually the statement of the picture is revealed.

It's a bit different in digital image capture. Your digital camera generally has the ability to display a Histogram of the image immediately after you take it. Learning how to read it is the key. The display takes the form of a bar graph, with pixel brightness on the horizontal axis, and the vertical axis showing the number of pixels of each brightness value in the image. When the highlight display is selected, it will show you (by blinking on them) if any of the image highlights are "blown out". The blinking areas are those areas, where no data has been registered. The gamut of the picture is

indicated by the ends of the data at the left, low-key (black) and right, high-key (white) ends of the graph. If data is piled up at the ends, the data at those points will either be blocked, (black - no detail) or burned out, (white - no detail) The LCD screen will provide an image which can be evaluated for the qualities above, usually sufficient to accept or reject it on the spot. Most LCD displays can be zoomed to enlarge portions of the image and there are accessory hoods with magnifiers for use in the field. In the tradition of Work Shop Seminars, I like to hook up to a laptop after dinner and watch the slide show, except in this case the film doesn't have to be developed first.

October 19th LPA Photo Competition

Our next competition is just a few weeks away, so get your photos ready! For those who are new to our club competitions, I would encourage you to visit our LPA website for the rules governing this exciting event. Remember, the theme is 'Open', so that means-well anything! Action shots, pets, portraits, landscapes-surprise us! Our judge will arrive at approximately 7pm, so be sure to arrive between 6:30-6:45pm to ensure your competition co-chairs enough time for the logging in of your photos.

Also, put on those thinking caps, our next Photographic Challenge will be here soon. Our November meeting will be the time we once again share our creative interpretations of a similar theme or location. Our LPA website will also have information on this fresh new club event. Your input as to a location or item the entire club can photograph would be greatly appreciated. For example, our last challenge was 'stop sign'. Club members photographed their interpretation of 'stop sign'-from gas pumps converted to actual stop signs to a cargo cart parked at the last stop of the Titanic! After all, our personal interpretations are what make us artists! So again, start thinking of an interesting theme or location that would be of interest and of course accessible to all. You can email me at bunnybutton4u@aol.com or let me know during our October meeting. Until then...

Christine Brady-Rubio
Vice President
Competition Co-Chair



749 West Lancaster Blvd., Lancaster, CA 93534
Antelope Valley's Complete Family Photo Store

STOKELY WILSON
Owner

(661) 948-8441
email - kingphoto@antelecom.net

CALENDAR OF EVENTS

Oct 2 – Lancaster Performing Arts Center (Lancaster Blvd) exhibit 10-3pm. Come see the LPA display on the second floor.

Oct 2 through Oct 23 – Photographer Marilyn Dalrymple's "What Value, Life? An Exhibit Prompted by a Stirring of the Soul" at the Cedar Centre Gallery in Lancaster. Gallery hours are 1-5pm Weds – Sunday.

Oct 11 through 13 – Annual LPA Fall Color Field Trip, staging out of Bishop

Oct 9 – 10 – Palmdale Fall Festival at McAdam Park (38115 30th St. E, Palmdale between Palmdale Blvd & Ave R) \$7 adults, \$3 for Seniors. Look for Ann Hurd, Tylene Trout, and Kay Hendrickson who will all be selling their work or books. http://www.cityofpalmdale.org/departments/parks/fallfest/01_festival.html

Oct 9 through Nov 28 - LPA Exhibit "Moments in Time" at the Lancaster Museum Art Gallery (LMAG). Oct 9 at 12 (Noon), Opening. Introduction of LPA members exhibiting work. Everyone is welcome, and bring your friends too! Refreshments will be served. At 2pm, Kay Hendrickson will give a presentation on how to publish your very own Photography Book.

Oct 14 - LPA Board Meeting at 1pm at the Senior Center in Lancaster. Meet in Room 102, the card room. Open to all LPA members.

Oct 19 – LPA general meeting. "Open" photo competition. All LPA members may enter 3 prints, and/or 3 slides each. Cost \$3.00 total.

Oct 26 – LPA Basic Digital Workshop Class at 7pm at the A.V. Senior Center.

Oct 27 – LPA Dinner at 6 pm. Hometown Buffet, 1327 W. Ave K (15 th St west), Lancaster, Join LPA for a no host dinner and just socialize with fellow photographers and friends.

Oct 28 – LPA Field Trip to Pursley Ranch in Palmdale. Meet at 3:30pm. Details in Newsletter.

Oct 31 - LPA Breakfast at (NEW TIME) 7:30 AM (early group) and 8:30 AM (main group) at the "AM Café" (Old Paula's Place Just south of J-8 across from the Tire Store), 43943 Sierra Hwy, Lancaster. Enjoy Breakfast (known for special pancakes) and Photo Talk. Discuss field trips, workshops, and even film and digital options. All LPA members and friends welcome.

Tips to Share

Prices on digital camera memory cards have been really low lately. If you've been thinking about more memory, now is the time to shop around. Cheaper now than even a few months ago!

Are you starting to accumulate more cameras than you really want? Don't know what to do with those unused extras anymore.? Well, here's an idea...King Photo Supply has a consignment area for used cameras and equipment. Stokley is pretty good about getting you a fair price on your used equipment.

Desert Haven Auction

The Desert Haven Benefit Auction will be held on Saturday, October 16th, at the Poppy Pavilion of the fairgrounds, starting at 4:30 p.m. Tickets are \$50.00 (includes dinner). All proceeds benefit programs of Desert Haven Enterprises, Inc. This year's theme is "Treasure Island."

Tickets may be purchased at Desert Haven.
43437 Copeland Circle, Lancaster (948-8402)

If anyone would like to donate an item to the auction, it should be delivered to the Copeland Circle address as soon as possible. Cash may also be donated, and it will be used to buy something that can be auctioned.

Welcome New Members!!!

Roger Day

Dennis Goodno – He has been off and on active in photography since he was a kid. He has had several darkrooms over the years, but now has only digital equipment (Nikon D70, Canon G2). He just retired from Northrop Grumman and joined our club to try and get inspired in "serious" photography again. During his previous retirement (1992-1995) he was involved in "fine art" photography in St. George Utah and for a time was president of the Artist's Gallery there.

Chris Hutchings – He is interested in digital. He acquired a Nikon 990 about 3 ½ years ago and hasn't gone back to film. He considers himself an amateur photographer with an artistic eye. His photo interests are people, preferably odd people, landscapes and architecture.

Paul L'Huereux

Dennis Smith - Our 80th LPA Member!



LPA Members Ann Hurd, Sue Craft, Tylene Trout, Kay Hendrickson, and Darlene Sprunger with George Lepp, the famous Nature Photographer and contributor to Outdoor Photography, and his lovely wife. The 3-Day Photo Retreat sponsored by the San Luis Obispo Camera club was great! We will have a short digital photo presentation to share at the meeting.

If you have any newsworthy items for the club, please submit them to Sue at crafft4@sbcglobal.net, or call 273-7257 so that they can be added to the newsletter. Deadline for submissions is the last day of each month.

Community Activities... Antelope Valley College Center for Wilderness Studies

Photo Lighting Seminar

Lee Bergthold designed this intensive one-day seminar for photographers from beginner to experienced. This class will assist students in setting up their shots emphasizing, "open sun, open shade," and shooting under lights for nighttime exposures. Bring your own camera and film. Return the next day (Sunday) 6-9 p.m. to preview film. Students must pay for film processing. For more information contact Lee Bergthold (947-5153).

Fee: \$45 (Material fee: \$5 at class)
Saturday 10/16/04 from 9 a.m. to 6 p.m.
Sunday 10/17/04 from 6 p.m. to 9 p.m.

Lancaster Photography Association
P.O. Box 498
Lancaster, CA 93584

Website: <http://www.lpaphotography.org>

Board Members:

President:
John Shedrick (948-6090)
LPA@antelecom.net
Vice President:
Christine Brady - Rubio
Secretary:
Lorraine Millings
Treasurer:
John Wells
Member-at-Large:
Dean Webb

Committee Chairs, etc.

Competition Co-Chairs:
Christine Brady - Rubio
Lorraine Millings
Field Trips:
Duane Whitaker – Chair
John Shedrick
Dean Webb
Bill Albrecht
John Wells
Newsletter:
Sue Craft - Editor
Paul Craft - Publisher
Workshops:
John Shedrick
Exhibits Chair:
Dean Webb
Lorraine Millings
Equipment Chair:
David Keenan
Hospitality Chair:
Darlene Sprunger
Bertha Plummer – Asst.
Host
Bill Albrecht
Name Tag:
Lyle Trusty
Projectionist:
Richard Wood
Dean Webb, Alternate
Publicity:
Margaret Schipek
Telephone Network:
Lyn Wells
Webmaster and e-mail:
Arley Clark
Historian
Dean Webb – Asst.

Lancaster Photography Association
P. O. Box 498
Lancaster, CA 93584

I want to join fellow photographers in L.P.A.

Name _____

Address _____

City _____ **Zip** _____

Telephone # _____

E-mail _____

Annual dues (beginning in July):

\$26 Single membership

\$35 Family membership

\$12 Juniors under 17

Please send check or attend the next convenient meeting.

LP A meets the third Tuesday of every month.

Meeting starts at 7:00 P.M.

Antelope Valley Senior Center

Multipurpose Room – East side of building

777 West Jackman, Lancaster

Lancaster Photography Association
P.O. Box 498
Lancaster CA 93584