



**Dean Webb Memorial  
Photographic  
Award Winner  
Charles Hood  
Geothermal Plant,  
Iceland**  
*By: Sue Craft*

The opening reception of the Lancaster Museum of Art and History (MOAH) 27<sup>th</sup> Annual Juried All Media Art Show was held February 2, 2012 at the lounge inside Bex Restaurant.



*Mrs. Charles Hood accepting award*

For many years, the LPA has sponsored an LPA \$100 Photography Award for the juried art show. Last year, after the passing of one of the founding members of the LPA, the LPA board chose to rename the award, the Dean Webb Memorial Photographic Award.

LPA member Lyle Trusty, and close friend to Dean, shared a few special memories of Dean and his photography, and then opened the envelope and announced the winner (selected by MOAH/judges). Congratulations to Charles Hood for winning the Dean Webb Memorial Photography Award! His photograph "Geothermal Plant, Iceland" is currently on display at City Hall.

All show pieces are displayed at various businesses along Lancaster Blvd. Look for entries accepted by LPA members Helen Henry, Dale Ware, Carol Moss, Douglas Wade, and others.

*Exhibition dates:* Friday, February 3rd through Sunday, March 25th at various businesses along Lancaster Blvd.

**Disclaimer:** The Lancaster Photography Association (LPA) is an incorporated non-profit 501(c)3 organization. Opinions expressed in this publication are those of the writers and are not considered as those of the LPA. Products or services mentioned do not constitute endorsement by the LPA. Since copyright of all images and articles remain with the material's specific contributor. Please contact the original author for permission to reproduce any materials.



**2012 California Poppy Festival  
April 21-22 – Lancaster City Park**  
<http://www.poppyfestival.com>

## LPA's 8th Year of Participation!

The LPA will be participating in the 2012 Poppy Festival, in the Fine Arts Division, for the 8th year in a row. Participation has always been great, attendance high, and we always pick up new members during the event. It's a great opportunity to get involved in a fun community service project by providing educational handouts on "How to Take Great Poppy Photos", an opportunity to promote the LPA, and an opportunity to learn how to display/sell your work. Plus... it's a wonderful opportunity to hang out with other photo club members and talk PHOTOGRAPHY!!!

Please consider signing up on the LPA website to work a shift. New members are encouraged to participate. We have 3 chairpersons this year (Sue Craft, Tylene Trout, Douglas Wade), so you will not be alone, and can learn a lot. All volunteers receive a free pass to the festival (up to an \$8 value).

All LPA members are invited to submit "framed/under glass/ready to hang" photos (up to 3) for display (or for sale). Canvas full wrapped photos ok too. The larger the framed photo, the more eye catching it will be. Also, hint... the more oriented towards the AV and Poppies, the better! Smaller items such as matted prints, or greeting cards sell well. If interested in displaying your work, or offering pieces for sale, please sign up on website so that we can organize for this big event. All sellers need to agree to:

20% of all sales will be withheld for "donation" to LPA  
No checks, cash only  
Release of Liability

(Continued on page 5)

## March Portrait Competition

By: Christine Wilkins and Wayne Staley

The second competition of 2012 will be held on March 20, the third Tuesday of the month. The theme is Portraits and all entries must be Print following the LPA print rules which follow.

1. Prints must have one minimum dimension (length or width) of at least 9".
2. Maximum mount board size in Novice, Amateur, and Advanced categories is 16" x 20" and 17" x 24" in the Master category. Panoramic prints may be up to 320 square inches in area in Novice, Amateur, and Advanced categories and up to 408 square inches in the Master category.
3. Prints must be mounted. Foam core is recommended, but mount board will be accepted. Borders on mount boards are acceptable.
4. Mats and frames are NOT accepted.
5. The back of each print will have the photographer's name and the title of the picture. Each slide will be identified by title and photographer's name on the mount, no stickers. Slides must have a dot on the lower left corner of the mount when viewed properly.
6. An image that has won 1st, 2nd or 3rd in any past LPA competition may not be re-entered. HM's may be re-entered. New work is encouraged.
  - A. All entries will be judged at the level in which they are entered. The issuing of ribbons will be left to the discretion of the judge. Ribbons will not be given if the judge does not feel the entry is deserving of an award. Ribbons will be awarded for 1st, 2nd, 3rd and HM's, and the decisions of the judges will be final. Judges will be selected by the Chairperson.
  - B. When a competitor wins two first place ribbons in a given level since they started competing at LPA,



they will be moved to the next higher level for the next competition year. For this purpose, only regular LPA competitions are considered. Blue ribbons won in other competitions, including the LPA's "Year End" competition and the AV Fair, do not count. Moving up to next level is "Mandatory" only once a year. You can choose to move up to the next level at anytime with the concurrence of the Competition Chairperson.


Larry Cowles is the judge for this competition. Larry



has been a member of PSA since 1984. His interest in photography started when he was in high school but really started to develop while he was in the military, learning to process black & white images in the base darkroom. Working in the film processing industry for ten years gave him the skills to teach photography and after winning a company photo contest, he was hooked on entering state fairs and local camera store contests and later exhibitions.

Being involved in a local camera club lead him to join PSA. Over the years Larry has held many offices in camera clubs, local councils, and PSA. Travel, teaching photography, judging, lecturing, presenting photography programs, and writing for the PSA Journal and other publications has helped Larry to develop his photographic skills and his ability to compete worldwide in photography exhibitions. He has been the Chair of several exhibitions and actively involved in PSA as a member of several committees, Director of the Color Projected Image Division (CPID) Tops, Chair of CPID, and Editor of the CPID News for the PSA Journal.

Please try to submit a digital copy in addition so that the membership might more easily view your entry. Print entries must be entered no later than 11:59pm on March 13, 2012. On the night of the competition please bring your print entries before 5:45 so that the displays may be readied. If you have any questions and/or comments please contact competition@lpaphotography.org.



## Portrait Photography Workshop

February 28, 2012

By Sue Craft & Doug Wade

Over 35 LPA members brought their cameras for a hands-on portrait workshop organized by Bonnie Matthews, with the assistance of Douglas Wade, Glenn Olson, Kurtiss Humphrey and Dwight Franke. Each had a "photo studio" set up for us to practice with lighting setups, posing models and working with our settings on our cameras in various modes.

Douglas and Glenn set up studios with constant lighting in which the fluorescent lights were on continuously. Douglas had a photo backdrop constructed out of PVC and fabric. Glenn had a Chromakey/ Green Screen set up.


Kurtiss and Bonnie/Dwight used flash lighting in their



Photo by Doug Wade

(Continued on page 3)





## Notes From Lyle

By: Lyle Trusty, MLPA, AS4C

### Critique: "a critical estimate or discussion"



Wow! There is Great Impact in both images, good Composition, Sharp Details, good Exposure, and I assume you are trying to present a somewhat "Creative Color" image. If so, you succeeded. I love the patch of blue sky, and the blue and gold water

in the Merced River is a touch of fine artistry in the El Capitan photo. The subjects are favorites of generations of photographers, and it's hard to create an image that is different from a hundred others taken that same day, but you've taken a bold step with these images! Regrettably, the "blocked up" tree line in the El Capitan image, and the "blocked up" rock and horizon in the Death Valley photo detract from your images. Silhouettes are rarely effective when they are seen as a central part of the subject that should help to tell the story. Both pictures suffer from an old problem; The gamut (range) of the digital sensors common today are slightly better than the "chromes" ever were, by about one half to one f-stop, but still there, limiting your choices when it comes to nailing down exposures.



When everyone was shooting chromes (Kodachrome, Ektachrome, Fujichrome, etc.) the gamut was so narrow you had to be within half an f-stop (max) to get a decent exposure. Every time someone shot a sunset they either got a "blocked up" foreground silhouette and a beautiful sky, or a good foreground exposure and a "washed out" sky. The results were less than satisfactory in both cases. So, the Graduated Neutral Density (GND) filter became popular. One could position the filter transition zone on the horizon, hold back the sky by one to three f-stops, and get a very good sunset exposure with a tack sharp

foreground -- and a beautiful sky, (the sky being the subject).

Here's what I recommend: (If you don't already know) Learn how to use the HD mode on your camera. Generally, you can use it for 2, 3, 5 or 7 exposure H D images, then process them in Photoshop, Lightroom, or Topaz Suite, and print out, or file images for projection that knock your eye out. To get the best possible landscape images one must use a sturdy tripod, a remote shutter release, perhaps a retracted mirror, (depends on your camera model) and a "blackened out" viewfinder. Peak up your camera settings for the largest, most colorful, sharpest image you can make, shoot RAW and JPEG, and even TIFs to see the benefits you get from each. If you get "very" good you will be able to print awesome 30 X 40 Prints.

Speaking of 30 X 40 prints; If you have never been there, stop in at Galen Rowell's Mountain Light Gallery in the old Bishop Bank Building, at the corner of Line and Main in Bishop, CA. I do, whenever I go through the area. It's like going back to my roots. Sometimes I buy a book, or a picture, in memory of Galen and Barbara Rowell, and recall the great influence they had on my photography. I still carry a set of 4 GND filters I bought from Galen Rowel, and probably should relegate them to the shoe box on the top shelf, because I haven't used them for years. But every time I think of taking them out of my camera case I'm reminded of the days when they were the jewels that elevated me from taking snapshots, and allowed me to make attention getting, bright, colorful, imaginative images that won the hearts and minds of my peers. We all learned together then, and ushered in the digital revolution.

(Continued from page 2)

studios. Each had four separate flash units for his main, fill, hair and background lights. Each of these studios also had marbled backdrops. Bonnie/Dwight had a marbled backdrop and Kurtiss had a gray backdrop but used a purple filter over the backdrop light to change the color. Bonnie assisted Canon photographers and Dwight the Nikon photographers in setting their custom white balance by using a "black, grey, and white digital calibration target" to set the correct exposure. Bonnie believes as she was taught in her very first LPA workshop with Hank Morris, by using these steps in her workflow it drastically reduce her workflow on the back-end by getting it right on the front-end. You can achieve perfect exposures and white balance every time. Both Bonnie and Kurtiss allowed the photographers to use their remote flash triggers, Pocket Wizards and gave proper instructions on their use. These attached to the camera's flash shoe and triggered the flash lighting via a radio signal when the camera shutter was opened. Bonnie also worked with the members to give ideas on how to pose the models.

All models volunteered their time for the workshop. They had varying levels of modeling

(Continued on page 8)

## President's Notes

By: Sue Craft

We have many exciting photo events coming up. In addition to all our programs, workshops, field trips, bi-monthly photo discussion group, and monthly breakfast discussion group, we also have...



**March 25** - Photographer's Day at the Antelope Valley Poppy Preserve. Let's hope for Poppies! Time to start doing a rain dance.

**April 21-22** - CA Poppy Festival - LPA will be in the Fine Arts section of the festival. Ever thought about displaying or offering your photos for sale? Just want to display? Here's your opportunity! Sign up to work a shift and help promote the LPA. You'll get free entry to the festival.

**June 16** - Southern CA Photography Conference (SCPC) at the AV Fairgrounds - Helen Henry is the organizer of this event and is doing a fabulous job! George Lepp is the key guest speaker!

In keeping with our philanthropic efforts to the community, the LPA is again sponsoring a \$100 AVUHSD Photography Award to a deserving high school entrant in the 27<sup>th</sup> Annual AVUHSD All Media Exhibit. Master photographer, Lyle Trusty, to chair and choose 2 LPA members to assist in judging.

Report from the CAB, Citizens Advisory Board Meeting and FOTC, Friends of the Center. Myrtle, President of the FOTC was very gracious and thankful to receive the \$500 donation from the LPA (approx \$200 of which came from our XMAS raffle, where members donated items and 100% of proceeds went to FOTC). All money donated to the FOTC stays at the AV Senior Center and helps cover costs like maintaining the wood floor, and going towards needs of the senior center and activities they support.

A round of applause was given, as thanks, to LPA for photographing recent events at the senior center. Sue Liberto and I photographed the Valentines Day Party, and the Black History Month Celebration was photographed by Norma Boggs, Tom Van Langenhoven, Nan Carder and Pam Vick. They were so excited to receive a disc full of digital images from each of you!

The LPA has an opportunity to showcase our club and photos, projects, awards, etc... inside the glass display inside the AV Senior Center lobby for a month. If you're interested in this fun project, please let me know.

It's time to think about who you want for your LPA Board Members for 2012-2013. Your current board has been working hard for the past two years (and a few members for many more years) and some are willing to continue on and some are ready to retire. Many great

things were accomplished by this past board... most importantly... working hard to gain our status as a non profit, tax exempt, 501c3 organization! The hard work has been done, and we need new members to step up to volunteer, with strong mentors beside you. Abiding by the LPA bylaws, a nominating committee has been chosen and will be officially appointed at the March board meeting. I am pleased to appoint long time LPA members Lyle Trusty (past Vice President 2002-2004) and Dale Ware (past President 2002-2004) to be on the Nominating Committee. Lyle and Dale will be contacting members asking if they would like to run for a board position. If you already know you are interested, please contact one of them now. Please consider taking a turn to to serve the membership. The opportunity to work with such a progressive and cooperative team of individuals is quite rewarding.

Sue



## PSA REPORT FOR MARCH

by Nan Carder

PSA is getting busy.

In the PSA Creative February Interclub competition three of our



*Balloon Fantasy*  
By Bill Sutton



*Day Tripping in LA*  
By Helen Henry



*A New Moon Rising*  
By Diana Edgel

members received Awards and HMs. Helen Henry (Day Tripping in LA), Bill Sutton (Balloon Fantasy) received awards, and Diana Edgel (A New Moon Rising), received an honorable mention. We have not received our club score yet.

LPA did not do as well during the second round of the PSA Photojournalism Interclub competition, there were no Awards or Honorable Mentions.

The PSA Southern

(Continued on page 5)





## April Program Create Dramatic Landscape Photography Steve Sieren April 17, 2012

Steve Sieren is a Southern California based Landscape Photographer living in the outskirts of Los Angeles. His interest for the sanctuary of the wilderness began at an early age and soon developed into a diehard passion for landscape photography. Exploring some of the lesser known or more remote areas led to work in advertising, publishing, conservation and environmental efforts. His photography has been used in the fight to keep the 8,000 acres of Montana De Oro State Park off the giant State Park closure list in 2008.



*Death Valley Bristlecone Pine*



*Northlake Eastern  
Sierra Fall Reflection*

You can find his work displayed in National Park visitor centers, California State Park Foundation Headquarters, local art gallery shows, restaurants and scenic calendars. Steve services clients such as Tamron Co., Outdoor Photographer,

Photographer Magazine and many others.

Steve is currently working on his first couple book projects. Steve enjoys leading photography workshops in California's wild mountain, deserts, rugged coastlines and rolling oak hillsides.

Steve will talk about how he creates dramatic landscape photography and offer some thoughts on the creative process.

Join Steve for a no host dinner at the Greenhouse Café at 4:30 PM on the meeting date.

Steve's workshops and his gallery can be found at:  
<http://www.ScenicPhotoWorkshops.com>

He has a blog at <http://stevesieren.wordpress.com/>.

*Vasquez Rocks  
Vernal Pool*



(Continued from page 4)

California Roundup Chapter Showcase was held in Glendora, CA, on January 21, 2012. It was a nice rainy day. LPA members attending were the following Pat and Dale Ware, Bryan Hudson, Lyle Trusty and myself. Greg Rostami did a nice presentation on some of the Topaz software.

George Glennie: George Glennie nature competition has concluded. More information will be available on our club member's entries later.

Helen Henry had two acceptances in the first PSA Individual Creative Competition for Day Tripping in LA and Ship and Moon.

Sue Craft, Helen Henry and Nan Carder completed judging the PSA Creative Interclub competition Group C this month. LPA members will also judge the PSA Nature and CPID Interclub competitions later this year.

Here are some PSA events coming up.

PSA Youth Photography Showcase due Apr 30, 2012

PSA Clubs, Councils and Chapters Web Site Contest due June 1, 2012

PSA Clubs, Councils and Chapters Newsletter Contest due June 1, 2012

Some fun individual competitions are the following (entrants must be a PSA member to enter in these events):

CPID Individual Creative Competition: <http://psa-photo.org/divisions/cpid/individual-creative-comp/>

CPID Individual Competition: <http://psa-photo.org/divisions/cpid/individual-portrait/>

EID Individual Creative Competition: <http://psa-photo.org/divisions/eid/individual-creative-competition/>

Print of the Month: <http://psa-photo.org/divisions/print/print-of-the-month/>

Congratulations go to the following members who competed in the Coachella Valley International Exhibit: Bonnie Matthews had two acceptances including one HM, David Wilkins had three acceptances, Helen Henry had three acceptances including one HM. Wendy, Dale, and Pat Ware each had one acceptance, and Pat's acceptance was an HM.

Bonnie Matthews also had two acceptances from the Ridgewood International Exhibit in the Nature Division.

(Continued from page 1)

All photos/supplies need to be dropped off at booth on Friday, April 20<sup>th</sup> between 4-7pm (time change from previous years). This is the same time period that we will need help with take in, getting our booth ready and getting photos hung.

If you have any additional questions, please contact your chairpersons Sue Craft [sue@suecraftphotography.com](mailto:sue@suecraftphotography.com) or Douglas Wade [douglaswade@gmail.com](mailto:douglaswade@gmail.com) or if you want to sell and need guidance in preparing and pricing items, contact Tylen Trout at [mtrout1@aol.com](mailto:mtrout1@aol.com).



# MARCH 2012



SUNDAY	MONDAY	TUESDAY	WEDNESDAY	THURSDAY	FRIDAY	SATURDAY
				1	2	3 S4C Competition Entry Deadline
4	5	6 Full Moon	7	8 Griffith Park at Night	9 6:30PM Friday Night Discussion Group	10 S4C Competition
11	12 	13 5PM So Cal Photo Conf Mtg; 6PM LPA Board Mtg;	14	15	16	17 
18 7:30AM Breakfast Club Discussion@ AM Café	19	20 6PM LPA General Meeting; Portrait Competition	21 	22	23 6:30PM Friday Night Discussion Group	24
25 AV Poppy Preserve Photo-grapher's Day	26	27 5:30PM Workshop; Amazing Light-Anytime, Anywhere	28	29	30	31 

## March's Monthly Assignment

### *Dusk*

Use your imagination...

Upload your interpretation in the gallery and be sure to check out last month's uploads.

## Friday Night Discussion Group



2nd & 4th Fridays

March 9th & 23rd  
@ 6:30PM  
at Denny's  
corner of 20th Street  
West and Avenue K

## Breakfast Discussion Group

Third Sunday of each month.



7:30AM at the AM Café  
March's Date is: March 18th

## Desert Exposure

Article submissions for the April 2012 issue are due to the newsletter editor by Monday, March 19th

E-mail your submission to  
newsletter@lpaphotography.org



## The Benefits of HDR, It can be a Love Hate Relationship

By Helen Henry

Do you love HDR? Do you hate HDR? It seems to be the question many people are asking these days. Did you know that our eyes see in approximately 11 stops of light? Our cameras can only reproduce around 6. That is a difference of 5 stops of light. That can make a huge difference in the outcome of a photo. So, this explains



Image Finished\_HDR.tif

why when you see an image out of your camera you say, "That does not look like I remember". Now, with HDR technology we can reproduce the actual full High Dynamic Range of a scene to actually match what our eyes have seen. One of the best things about HDR is you can make fantastic images from shots taken almost any time of day. If your eye can see it, you can usually make your camera, with a little help from your computer, reproduce it.

So, how do you do this? As in many cases in photography this depends on a few things. One of your main goals is to get as much information in the images you are going to use in as few shots as possible. You will need to evaluate what the scene you wish to take is offering. Remember, the fewer images you use to produce your HDR image will mean less noise in the finale image. While you are taking the images take a few more, with wider exposure range. This will help when evaluating which ones to use to create the finale image. To help figure out what to set your exposure range at we need to look at the light. This means what is the light doing? How much contrast is there? The shots you take to create your HDR image will need to capture information in the shadows as well as the highlighted parts of your image. Things that move will create blur, so use a tripod and try setting your camera at least 1/125th. Let's start with a three shot image. Take one image that is at the recommended exposure from your camera, than one at +2 EV and then one at -2 EV. Refer to your manual how to set up bracketing. By using this feature in your camera your images can be taken fast, helping to eliminate any blur that might occur. Boats moving up and down in the water will cause blur in your image even if you are using a tripod. So be aware of things in the image itself, not just you or your



HDR 1 of 3



HDR 2 of 3

camera, which could possibly move and set your shutter to stop any motion. This could be small movement but your camera will pick it up. You would probably be disappointed if you came home from a day of shooting boats bobbing in the water and have them be blurred after you process them. Using a cable release also will help stop any camera movement.

Your aperture needs to remain constant with all the images you plan for your HDR image. By using aperture priority or manual you can set your camera at one aperture and it will stay that way until you change it again. Your focus point also needs to remain unchanged. One of the easier ways to do this is to use your auto focus feature to focus the scene, and then be very careful not to move your camera, turn it off. Some cameras have live view, using this could help with movement as well as composition. This way the focus point will remain constant. By using a low ISO setting the digital noise will also be kept to a minimum. The digital noise will really show in the dark areas and areas that have nothing in them such as the sky.

If the images in a sequence are hard to tell apart try taking a picture of something such as your hand to show you where you began and ended. This trick can also be used when taking panoramas. Basics are very important, keep them in mind. Be careful and be aware of your surroundings. Now for the fun part! Seeing what you can create out of your shots. There are quite a few software programs that can be used to merge your images. **Photomatix** and **Nik HDR Efex Pro 2** you might want to try. They both have a free download version. If you are a PSA member you are entitled to a 15% Discount on new products & upgrades with Nik.



HDR 3 of 3

Rick Sammon has a HDR app that can be downloaded for additional information. At least two of the winning images in the [POM](#) for October are HDR images. Check them out!

Remember, make images just don't take pictures. Express the artist you are.

**Image HDR 1 of 3** was shot at 5.0 sec at f/16 ISO 10028mm (EF28-300mmf/3.5-5.6IS USM).

**Image HDR 2 of 3** was shot at 2.5 sec, the rest of the settings remained the same.

**Image HDR 3 of 3** was shot at 0.8 sec, the rest of the settings remained the same.

**Image Finished\_HDR.tif** is a 3 image HDR shot, combined with HDR Pro with only some sharpening applied.


## Death Valley Field Trip February 10-12, 2012

by Douglas Wade

Death Valley National Park is a desert wonderland of immense scale, beauty and power. It's 3.3 million acres, and the vast majority of which are road-less wilderness. The park encompasses a staggering array of landscapes, unique geologic formations, and colorful vistas. As largest National Park in the contiguous United States, Death Valley is both beautiful to behold and rich in history, mood and mystique. Its towering sand dunes, seasonally snow-capped mountains, warm springs, and vast empty valleys offer endless opportunity for exploration and ample subject matter for the creative artist. There's no place on earth quite like it.

The Death Valley field trip consisted of the following photographers: Douglas Webber, Bruce and Diane Cable, Inga Nagel, Mike Scheall and myself, Douglas Wade.

I arrived one day earlier to work my way out to the Racetrack and Ubehebe Crater (pronounced you-be-he-be). The group arrived safely at the meeting time of 2:00PM on Friday at Stovepipes Wells Village. We talked about our agenda for the weekend. The weather was very nice; not a cloud in the sky. Some of the group were camping, others in the park hotels and others stayed at a hotel outside the park.



By Douglas Wade

We headed over to Mesquite dunes around 4:00PM, it was crowded, so all of us hiked quite a distance to find some dunes that look less disturbed. We climbed up to a great vista on one of the distant dunes and started to make images. We stayed until the sunset, and then hiked back for dinner, and went to bed early.

Saturday was going to be a full day. We all arrived before dawn to photograph the sunrise at Zabriskie Point. What a spatial site. We, and



Pre dawn Zabriskie Point  
By Bruce Cable

about 30 other folks, mostly photographers, were all getting into position, (It was hard not to get someone in your frame). Once we shot hundreds of images, we drove to Furnace Creek Ranch for breakfast. I was told by someone about a spot they called "mile marker 105", so Bruce, Diane and I went over there. We hiked out about a mile to catch



Salt Water Flats at Marker 105  
By Diane Cable



Bad Water  
By Doug Weber

reflections in pooled water on the lake bed. There were little creeks mixed in on the dry bed. Others went out to Bad Water. The goal was to drive down to Bad Water and drive back up exploring on our own.

Bad Water, Devil's Golf Course, and Artist

Point, were great, but the group was free to explore on our own. We agreed we would end our day shooting the sunset at Dante's View. It was most breathtaking viewpoint in the park. The mountain-top overlooked more than 5,000 feet above the inferno of Death Valley.

Sunday was a free day to shoot wherever we desired. I left the park very early and others explored on their own. Since we were staying all over the area, some got up early and some slept in late. Folks explored Scotty's Castle and revisited some of the spots. More photos bottom of next page

(Continued from page 3)

experience, and all were excellent subjects. Some of the models had their makeup done by a professional makeup artist, Andrea Rangel who volunteered her time and makeup. If anyone wants to send her a thank you or contact her, please do at [lilsick4life@yahoo.com](mailto:lilsick4life@yahoo.com). LPA photographers had an opportunity to practice posing models to get the poses and photographs they desired. Thank you to all the models, who volunteered their time. Photographers, please send your favorite photos, full size-jpg format, to organizer Bonnie Matthews, PO Box 4411, Lancaster, CA 93539 or bring to the next general meeting so she can collect images and present a disc of images for models as a Thank You. Bonnie will be selecting a few images and printing them for the models as an additional Thank You!

This workshop was a great learning experience for everyone who participated.

There were many helpful handouts provided for this event:

(Continued on page 9)



## LPA Members Volunteer AV Senior Center Valentine's Day Party *By Sue Craft*

All groups that meet at the AV Senior Center are required to have a representative attend the monthly Citizen's Advisory Board (CAB) meeting. As President of LPA, I have been attending these monthly meetings. It is inspiring to be around so many active/involved seniors volunteering their time to help so many.

At that meeting, I was asked by the Friends of the Center (FOTC), if the LPA could provide a photographer for their Valentine's Day Party. Sue Liberto and I volunteered and were then quickly asked to photograph a Black History celebration at the end of the month. I'm hoping to find another couple of LPA volunteers to photograph this event.



On Valentine's Day, the AV Senior Center was transformed! It was a pink/red party scene, with balloons, cupcakes, punch, raffle prizes, a DJ and lots of dancing.

Photographing the event was pure fun!!! It was a great place to practice portrait/event photography. The center provided a heart, and we brought a pink tie-die backdrop and props such as a pink boa, white beaded necklaces, artificial roses, a heart shaped candy box. The fun props seemed to put the seniors at ease and they had so much fun posing! We even had one comical good spirited gentleman pose with a pink boa and that GQ look! Photographing the happy 90 year old woman out on the dance floor put a big smile on my face. They were so excited to have their photos taken and very thankful.



We only needed to provide the coordinator with digital images. Easy!!! If you are interested in photographing an event for them, let me know. Teams of two work great!



*Death Valley Field  
Trip Photos*

*By Michael Scheall*

## March Workshop: Amazing Light- Anytime, Anywhere Scott Robert Lim

March 27, 5:30pm - 8:00pm

777 Jackman Street, Lancaster, 93534

This workshop will begin 1/2 hour earlier at **5:30PM**. Open to all camera clubs in the area. This workshop is chock full of information.

Learn Scott Robert's amazing off-camera lighting techniques that has turned him into an international superstar. Scott will share simple techniques using available light and portable strobes. We will see how a photographer can create amazing images on location and almost anywhere within minutes. Observe how to shoot in extreme bright sun and in low-light situations, and how to find the best light. Discover how to maximize shooting time to create a variety of stylized images.

Master photographer and internationally renowned photographer, Scott Robert Lim (Photog Cr., AOPA) is the 2009 Kodak Award recipient. He has won over 50 international awards. He is one of America's top photography educators. His work has been published in books and magazines all over the world and has taught and mentored many professional photographers worldwide. Scott is a popular international speaker with an exciting and inspirational style.



*(Continued from page 8)*

Corrective Lighting Techniques for Portraits - Bonnie Matthews

Image Improvement Workflow - Bonnie Matthews

Smooth Skin Tutorial - Bonnie Matthews

Workflow For Shooting With Strobes - Bonnie Matthews

Chromakey or Green Screen Photography, an Introduction - Glenn Olson

We'll be looking forward to seeing many of your photos in the upcoming March Portrait competition. Thank you to Bonnie, Douglas, Glenn, Kurtiss and Dwight for setting up and sharing their photo studios and expertise, and allowing us to use them. Thank you to all the models, and the makeup artist, and to all of you helped set up and break down in such a timely manner. Once again, another very successful LPA portrait workshop!

## LPA Field Trip Acton Rangers Gymkhana April 1, 2012 Led by Sue Craft

Let's practice action photography! Join us at the arena in Acton to photograph the Acton Rangers Gymkhana events... speed events on horseback. It's a great spot to practice



By Sue Craft



By Sue Craft

panning, stopping the action, and a great subject matter too. Horses! We've done this trip several times and always had great participation, lots of fun and taken great action photos. Check out our last trip and photos at <http://www.lpaphotography.org/article.php/20101006084632129>. BTW, theme for our July 2012 competition is Action.

Meet at 9am for breakfast at Crazy Ottos, in Acton (33317 Santiago Road (661-269-1521). We'll be leaving around 10:15am, and arrive at the Acton Rangers Gymkhana Arena by 10:30am. If you prefer to just meet the group at the arena, go to [www.actonrangersgymkhana.com](http://www.actonrangersgymkhana.com) and click on 'directions'. We'll meet at 10:45am, under the porch of the community center (overlooks the arena), for a group photo. Handouts will be provided, with instruction/reminders on how to get that great action shot. The event starts at 9:00am, and runs until about 3:00pm. They start out racing around poles at 9:00am, and switch to barrels later. We're attempting to time it so that we get to photograph both types of events. Photo Tips are available at the LPA website at

Please sign up on the website if you plan to attend and meet for breakfast.

By Terri Garner



## PSA Study Groups

LPA members who belong to PSA may take advantage of one of the PSA Study Groups. There are study groups in every division. Members in a group will submit their images to this group and explain how they came to the results of that image. They can also critique other members of the group's images. It is a wonderful learning experience. Some of the groups are private, so only the members of that group participate. Other Divisions like EID (which is quite large) and Travel have their groups available to view for everyone. The EID Study Group is awesome. It has groups in HDR, Monochrome, Electronic Imaging, Creative General, Corel Painter, Workshop and Assigned Subject. There are hundreds of images to view each monthly.



## PHOTOGRAPHER'S DAY AT THE ANTELOPE VALLEY POPPY RESERVE By: Helen Henry

The Antelope Valley Poppy Reserve is having a "Photographer's Day" on March 25, 2012. If you are a member of "The Photographic Society of America" (PSA) or Lancaster Photography Association, you will be admitted into the park for free. PSA members, please have your membership card available. If you are not a member and wish to join I will be available to take your membership application at the park on this day. There will be a fabulous auction with fine art items and various other items to help raise money for the Poppy Reserve and Saddleback Butte State Parks. Any donations would be greatly appreciated.

The Lancaster Photography Association (LPA) will be hosting a photography contest for images taken at the Antelope Valley Poppy Reserve, Saddleback Butte State Park and Ripley State Park. All parks are located in the Antelope Valley, CA. The images must be taken between March 25, 2012 and closing date of May 1, 2012. Entries should reflect the flora, fauna, and activities available at these scenic State Parks. Examples: Desert Animals, Wildflowers, Hiking, Camping, Star Gazing, Sunsets and Joshua Trees... etc. Entry is free and open to all photographers. Entries (limit 10) due by midnight May 1, 2012. Please check the LPA website after March 25th for uploading instructions [www.lpaphotography.org](http://www.lpaphotography.org).

For more information, or to donate, please contact me at [HelenHenryRD10@yahoo.com](mailto:HelenHenryRD10@yahoo.com). Hope to see you all there!



**Lancaster Photography Association**

PO Box 498  
Lancaster, CA 93584-0498  
www.lpaphotography.org

**Member****Board of Directors:**

President:	Sue Craft president@lpaphotography.org (661) 273-7257
Vice President:	David Wilkins vp@lpaphotography.org
Secretary:	Bonnie Matthews secretary@lpaphotography.org
Treasurer:	Terri Garner treasurer@lpaphotography.org
Immediate Past President:	Dave Anderson
Voting Member:	Helen Henry
Voting Member:	Douglas Wade

**Committee Chairpersons:**

AV Fair Chairpersons:	Doug Wade
Competition Co-Chairpersons:	Chris Wilkins / Wayne Staley
Equipment:	Bill Liberto
Exhibits:	<b>vacant</b>
Field Trips:	Douglas Wade fieldtrips@lpaphotography.org
Night Discussion Group:	Terri Garner
Gallery Shows:	Lyle Trusty
Historian:	<b>vacant</b>
Hospitality Chair:	Tylene Trout
Librarian:	Bonnie Matthews librarian@lpaphotography.org
Newsletter Editors:	Terri Garner
Assoc. Editor	Lyle Trusty
Poppy Festival:	S. Craft/D. Wade/T. Trout
Publicity:	Terri Garner
Refreshments Chair	Pat Ware
Webmaster:	Lee Garner
Workshops:	Bryan Hudson / Doug Wade
PSA Representative:	Nan Carder
S4C / PSA Inter Club Competitions:	Nan Carder
S4C Delegate:	Lyle Trusty

**Meeting Information**

All meetings are held at the  
AV Senior Center, 777 W. Jackman, Lancaster, CA  
Beginning at 6:00 PM unless otherwise noted.

**2nd Tuesday** Board Meeting (RM 101)  
All LPA Members are invited to attend.

**3rd Tuesday** General Meeting & Program  
Open to the general public

**4th Tuesday** Workshop—Open to LPA Members

**March Calendar of Events:**

3/3/2012 – S4C Competition Entry Deadline  
3/6/2012 – Full Moon  
3/8/2012 – Griffith Park at Night  
3/9/2012 – **6:30PM** Friday Night Discussion Group  
3/10/2012 – S4C Competition  
3/13/2012 – **5PM** So Cal Photo Conference Meeting  
3/13/2012 – **6PM** Board Meeting  
3/17/2012 – Happy St. Patrick's Day  
3/18/2012 – **7:30AM** February Breakfast meeting  
3/20/2012 – **6PM** General Meeting - Portrait Competition  
3/23/2012 – **6:30PM** Friday Night Discussion Group  
3/25/2012 – AV Poppy Reserve Photographer's Day  
3/27/2012 – **5:30PM** Amazing Light - Anytime, Anywhere

**S4C Report for March***By: Nan Carder*

Don Bennett (Cheetah on Log) was our only placing entry for S4C Interclub this month in Skill Level AA.

Scott Shackelford entered for the first time in the S4C individual competitions and received the following: Award in the Pictorial Individual Color with Wild Poppies Reaching Skyward (Skill Level E), an HM in Nature with Sequoia Snow Dusting (Skill Level E), and an HM in Travel with Greek Doric Temple in Sicily (Skill Level E). Not bad for his first show.



*Cheetah on Log  
By Don Bennett*

Other LPA members entering and winning Awards or HMs were the following: David and Chris Wilkins, Helen Henry, Nan Carder, Arliss Dawson, Bonnie Matthews, Pat and Dale Ware.