

Southern California Photography Conference

 <p>Moose Peterson Challenging your Photographic Passion</p>	 <p>Greg Rostami Topaz</p>	 <p>Larry and Susan Cowles Animal Portraits</p>	<p>Lunch 12:00 to 1:00</p>	 <p>George Lepp Key Note Speaker</p>	 <p>Noella Ballenger Nature by Design</p>	 <p>Lorne Resnick The Art of Travel Photography</p>	 <p>Douglas Wade Photo Prep for the AV Fair</p>
--	--	---	---------------------------------------	---	---	---	---

The Lancaster Photography Association will be hosting the Southern California Photography Conference on June 16, 2012 at the Antelope Valley Fairgrounds in the Harley Davidson Building. This is a daylong "free" event (8:00AM to 5:30PM). We have many guest speakers and demonstrations lined up for the day. Our 1:00 PM keynote speaker is George Lepp, Canon Explorer of Light, with his program, "From Snowflakes to Gigascapes: Maximizing the Creative Power of Today's DSLR's." It is going to be a fabulous day of photography lectures and demonstrations. View the schedule and register to attend (space is limited) at www.lpaphotography.org/

Immediately following the Southern California Photo Conference the AV Fair Photo Mounting workshop will be held at the same location.

Many wonderful door prizes have been donated by Hunt's Photo, please visit them at <http://www.huntsphotoandvideo.com/>


The Lancaster Photography Association is also hosting a free workshop on preparing and mounting your photographs for the Antelope Valley Fair. Early entry deadline is July 7, 2012. This annual event will be held in the Harley Davidson Building (Photography Exhibit building) immediately following the Southern California Photography Conference, at 6:00PM.

The workshop will cover the rules, online entry registration process, electronic image submission and photo mounting materials and procedures. This workshop is open to anyone who is interested in submitting an entry (electronic image or mounted print) for the Antelope Valley Fair Photography Exhibit. For questions regarding this workshop, please contact Douglas Wade, AV Fair Photography Exhibit Chairperson at (661) 942-2201.

Schedule of Events

08:00 - 09:30 AM	Challenging Your Photographic Passion <i>by Moose Peterson</i>
09:45 - 10:45 AM	Greg Rostami with Topaz Software
11:00 - 12:00 PM	Animal Portraits <i>by Larry & Susan Cowles</i>
12:00 - 01:00 PM	Lunch Break
01:00 - 02:30 PM	Keynote Presentation: From Snowflakes to Gigascapes: Maximizing the Creative Power of Today's DSLRs <i>by George D. Lepp</i>
02:45 - 03:45 PM	Nature by Design <i>by Noella Ballenger</i>
04:00 - 05:30 PM	The Art of Travel Photography - How to Create Emotionally Compelling Travel Images <i>by Lorne Resnick</i>
05:30 - 06:00 PM	Free Time
06:00 PM	AV Fair Photo Mounting Workshop presented by AV Fair and the Lancaster Photography Association

Disclaimer: The Lancaster Photography Association (LPA) is an incorporated non-profit 501(c)3 organization. Opinions expressed in this publication are those of the writers and are not considered as those of the LPA. Products or services mentioned do not constitute endorsement by the LPA. Copyright of all images and articles remain with the material's specific contributor. Please contact the original author for permission to reproduce any materials.



Notes From Lyle

By: Lyle Trusty, MLPA, AS4C

“... you are giving control of depth of field, stopping motion, and sometimes flash and ISO to the camera as it sets each function properly for the activity you have selected.”

No matter how many other applications you may have to aid, Photoshop or Lightroom, in processing your images, there are some basic characteristics of cameras one must master in order to produce an image that can be optimized. For example**;

1. What do you do with a great landscape image if the depth of field has not been considered and the foreground is out of focus?
2. If a portrait image requires a soft background you must consider depth of field in setting up.
3. Do you know which lens focal length provides the greatest depth of field for a given situation?

Fortunately, most consumer level cameras have three levels of control; Auto, Basic, and Advanced.

To start with there is a totally automatic setting for point and shoot. It's selected by rotating the mode selector to **AUTO**, which is often represented by a green rectangle. This mode takes care of f-stops, shutter speed, white balance, ISO, and turns the flash on or off. You will generally get a good snapshot 90 percent of the time, but remember, you have given up control of depth of field, (hyper-focal range, really), the ability to stop motion, white balance, and usually control of the flash. Those are common technical disqualifications in judging images.

BASIC mode, the one with all the Icons, restores most of your choices. All you have to do is match up the images to the activities; a mountain equals landscapes, a head equals portraits, a skier equals action, a flower equals close-ups or macros, and etc. (The icons vary by manufacturer). With this mode you are giving control of depth of field, stopping motion, and sometimes flash and ISO, to the camera as it sets each function properly for the activity you have selected. Not too bad! It tries very hard to make a good image for you.

ADVANCED modes are found in Prosumer cameras. They are A, S (or T) P, and M and stand for Aperture priority, Shutter priority, Program, and Manual. **Aperture** mode allows you to select the f-stop you want, to give you control of depth of field, (it really gives you control of the hyper-focal range, which varies with the lens focal length). When you set the f-stop in Aperture priority the camera selects the correct shutter speed to achieve a good exposure. It will usually be a slower speed than normal, requiring a tripod be used. **Shutter** priority gives you the ability to stop motion. When you set in a fast shutter speed, the camera will automatically adjust the f-stop to allow more light in to maintain a good exposure. **Program** mode provides an average setting for both f-stop and shutter speed, then allows you to set each of them as you prefer. It will automatically provide a good exposure for any change you make to either one

of them. It will automatically set up a good combination for a flash picture too. **Manual** mode is for situations requiring a fixed combination of f-stop and shutter speed, independent of automatic control by the camera, such as when you are shooting portraits with strobes as your light source. It gives you direct manual control of exposure for whatever special purpose you have.

**Landscapes are generally shot with a 24 mm wide angle lens set to f-11 or f-16. That lens will let you set the hyper-focal distance from 3 feet to infinity, whereas a longer lens will have a shorter in-focus range. Portraits are usually shot with an 85 to 105 mm lens set to f-4 or f-5.6 to avoid nose or shoulder foreshortening and provide a soft background. At those f-stops the shutter speed would usually be quite fast. However, if using strobes select Manual exposure mode, set the shutter speed to the flash synch speed, 1/100th to 1/250th and the f-stop as determined by the flash duration, which is quite short, like 1/600th to 1/2000 of a second. You'll need a light meter in this case to determine the proper exposure setting, or gauge it by the graph on the Histogram. (That's for another time and another "Notes from Lyle")



**Happy
Father's
Day**

PHOTOGRAPHIC SOCIETY OF AMERICA ANNUAL CONFERENCE SAN FRANCISCO



PSA is getting ready for their annual conference in San Francisco this year beginning September 16-22. There will be a lot of activities and education at this conference this year. Pre-conference tours will include the Farallon Islands Nature

Boat Tour, Photographing the Golden Gate Bridge from Fort Point and the Golden Gate Park Tea Garden, Palace of Fine Arts, Night Photography at Marin Headlands, Southern Route, San Francisco City, Napa Valley Wine Tour, Northern Route plus many more. After the conference there will be a couple of tours to Yosemite.

There will be Workshops and classes before and during the conference. Here is the Conference link: <http://www.psa-photo.org/conference/>

More information will be provided next month. The conference rate will be \$165 for PSA members. Join PSA for a the member rate. https://www.psa-photo.org/psa_membership/join-psa/individual-new-membership



AV Fair Photography Exhibit News

This year's AV Fair is "Cherry Jammin'", and it's coming quickly! The LPA has a long history of being involved with the photography exhibit, dating back to the early 1970's. We're involved with the early planning, such as reviewing rules, classes, and awards, and selecting the panel of judges, offering a "free" mounting workshop to the community, followed by decorating the exhibit, receiving and hanging the prints, clerking on judging days, putting together the "digital show", monitoring the exhibit during the fair, and more.

Last year the photography exhibit had close to 2000 entries, with 56 LPA volunteers contributing over 1784 hours to the exhibit. This year, we have 9 divisions and 136 classes. Additional awards have been added and some of the premiums have been increased. Download the AVF Photography Exhibit Guide at <http://www.avfair.com/avfair/documents/Photography2012.pdf>

Coordinating the AV Fair Photography Exhibit is the single biggest contribution that our organization makes to the community each year and it requires the enthusiastic participation of many to continue to be that "blue ribbon" worthy exhibit. Sign up on the LPA website or at any of the LPA events to help. Your family and friends are welcome to help too! Sign up before June 3rd to be invited to the AV Fair Kickoff Dinner. Volunteering is a great opportunity to get to know your fellow photo friends, and to interact with the community participants and encourage their interest in photography.

The LPA AVF Planning Committee will be meeting on June 12, at 5:30PM, in Room 101 at the Senior Center, before our 6:00PM board meeting. Bring your ideas and suggestions for making this year's exhibit even better! All LPA members are welcome and encouraged to attend.

Coming up next... the LPA is sponsoring a free workshop for the community on **"How to Prepare and Mount Your Photos" for the AV Fair**, at the Harley Davidson Building at the AV Fairgrounds on Saturday, June 16, 2012, at 6:00PM.

We are looking for 12 clerks again this year, hoping to get most of you back and also looking for new members who are interested in participating. It's easy and it's fun! The clerks are the first to find out who the winners are, and you just might get to hear some of the Judges comments regarding the entries. It's a great learning experience. Sign up on the LPA website to be a clerk, or back up clerk. To be a clerk, you **must attend "clerk training"** which is scheduled by the AVF on Friday, July 13. **ONLY trained clerks and those with pre-assigned jobs are allowed to be in the building on judging day.**

Start thinking about what you want to enter in the 2012 AV Fair Photo Exhibit. Good Luck! And... thank you in advance for volunteering... the LPA needs you!

Exhibit Registration Now Open (\$3 per exhibit entry)
April 2 – July 7th

Late Registration Opens (\$5.00 Late Fee will apply per person)
July 8 – 21

Photography Exhibit
New Additional Premiums Offered For Both Print and Digital
Best of Division \$50
Best of Show \$100
Sweepstakes Award \$100

New Digital Class - Portraits
New Judging - Danish System for Juniors
More Awards Offered Per Class (Juniors)

May Workshop – Photo Workflow Presented by Helen Henry

Article by Bryan Hudson

On May 22, 2012, the Lancaster Photography Association presented a workshop on workflow. The scheduled presenter became ill and without missing a beat, Helen Henry stepped up to the plate and knocked her presentation of workflow and Light room out of the park.

Helen who is a celebrated photographer in her own right, provided an outstanding presentation on her workflow process and how she processes her photos by giving images that extra pop to get that award winning feel.

By using a combination of programs such as Photoshop, Light room, Nik and Topaz, she instructed her fellow photographers on what takes to get better images and how get the best out of your image processing experience.

A good time was had by all who attended and speaking for the members of the LPA, we would like to take this opportunity to thank Helen for sharing her expertise and knowledge with the rest of her fellow photographers and look forward to more informative presentations from her in the future.

2012-2013 Competition Themes

The new competition year begins in July. The competition themes and dates have been set. Judges are pending.

July 17, 2012 - Action

Motion being portrayed as the dominant theme.

Oct 16, 2012 - Structures

Man made objects such as buildings, bridges, lighthouses, etc. EXCLUDES VEHICLES.

Jan 15, 2013 - Pictorial

Picturesque scenes such as landscapes, seascapes or scenic views.

March 19, 2013 - Abstract

Experimental, special effects, infrared prints, (excludes Creative).

May 21, 2013 - Close-Up

Photographs of small subjects or close up views of sections of large subjects.

June 18, 2013 - End of Year Competition



President's Notes

By: Sue Craft

My how time flies! It's hard to believe that two years as your LPA President is quickly coming to an end on June 30, 2012.

At the May general meeting, the annual election of LPA Officers was held. Your new 2012-2013 board will be installed at the general membership meeting on June 19, 2012. Effective July 1st, your new LPA Board will be as follows:

President	David Wilkins
Vice President	Douglas Wade
Secretary	Holly Peskin
Treasurer	Terri Garner

Other elected board members: Bonnie Matthews and Helen Henry. I will serve on the board as Past President, per the LPA By-Laws.

It has been a pleasure and an honor to work with such a wonderful group of board members, committee chairs, and all the other volunteers that make the LPA so GREAT!!! I am amazed every time I think of what the group has accomplished with their artistic, photographic, and technical knowledge; and that so many people volunteer to make things happen!

Some of the accomplishments made possible by our dedicated and enthusiastic volunteers during the past two years:

- LPA attained Non Profit Status as a 501c3 in 2011, followed by Tax Exempt Status for both Federal and State.
- Supported the art and science of photography
 - AV Fair – Organized the Photography Exhibit with over 1,784 hours in 2011 and 56 LPA volunteers
 - Poppy Festival – Provided members the opportunity to display/sell their art, and provided “Poppy Photo Tips”
 - Museum of Art and History (MOAH) - Provided a \$100 Dean Webb Memorial Photography Award for the annual Juried Art Show
 - Antelope Valley Union High School District (AVUHSD) - Judged the photographs and provided a \$100 Student Photography Award
 - Photographic Society of America (PSA) - PSA Youth Showcase - Organized for 2011 and 2012 for local high school students.
 - Southern California Council of Camera Clubs (S4C) - Supported participation in S4C with individual entries, interclub entries, and provided judges as requested for monthly competitions
 - PSA – Encouraged members to participate in PSA and PSA Interclub Competitions, and offered an opportunity for those who took the “Image

Analysis” course to put their skills to use in judging.

- Provided education, information, inspiration and opportunity for all persons interested in photography
 - Southern California Photography Conference (June 2012)
 - Programs – Landscape, Nature, Macro, Wildlife, Aviation Photography and more!
 - Workshops – Framing Photos, WordPress, Taking Your Camera off Auto, Creative Photography, Photo Workflow, Black & White Photography, Taking Photos with your Smartphone, Monitor Calibration, Training Resources, Amazing Light, Beginning Photography, Portrait Photography, Lightroom 3 and more!
 - Competitions – Five a Year plus End of Year! Critiques offered on each and every entry mostly by S4C/PSA judges.
 - Field Trips – Photo tips made available for each field trip. Tropic Gold Mine, Red Rock Canyon Star Trails, Aquarium of Pacific, Alabama Hills, Acton Rangers Gymkhana, Willow Springs Raceway, Yosemite Moonbows, Descanso Gardens, Poppy Shoot, Fall Color in Yosemite, Santa Anita Racetrack, Elephant Seals & Morro Bay, AV Motoplex, Paparazzi Shoot, Death Valley, Griffith Park at Night and more!
 - Library – Approximately 75 books, 10 DVDS, and 10 different magazine subscriptions available to borrow and accepting up-to-date donations to expand our library (tax deductible receipts now provided).
 - Friday Night Bi-Monthly Discussion groups still going strong as well as monthly breakfast gatherings.
- Supported philanthropic endeavors in the community through photography.
 - Organized Saddleback Buttes 50th Anniversary Photography Contest and provided digital images for display in visitor center (2010)
 - Dean Webb Memorial Project (2011) – Collected donations for a wide screen monitor to be donated to the Prime Desert Woodland Preserve.
 - Offered weeklong Photography Summer Camp at EAFB (2011)
 - Prime Desert Woodland Preserve Project (2011-2012). Organized photo contest and donated photos to be displayed in visitor center.

(Continued on page 12)

Message From Our A.V. Fair Photography Exhibit Co-Chairs: Douglas Wade & Sue Craft

Fair Volunteers Needed ! ***[Sign Up Here](#)***

For the most authoritative information and 2012 Exhibit Entry Guidelines, please visit the [AV Fair Website](#). The information provided here does not replace what is in the Fair's on-line Exhibit Guide/Premium Book, but is only intended to add further clarification and help on preparing your prints for the Fair.

We would like to encourage everyone to sign up to volunteer as a clerk or exhibit monitor for the photography exhibit. You can sign up on the [LPA AV Fair Signup Page](#). For information about being an exhibit monitor, check out the [AV Fair Monitor Responsibilities](#).

Premiums have been increased for both Digital and Print entries for this year. Best of Division is now \$50 and Best of Show is now \$100. A Sweepstakes Award of \$100 has been added. We have a new Digital Class – Portraits. We have a new judging system for juniors using the Danish system, where more awards can be offered per class.

If you still have questions after reviewing this information or have an issue that you'd like to discuss, you may call Douglas Wade at 661-972-2201 or Sue Craft at 661-273-7257.

How to decide which status you should select; Amateur, Advanced Amateur, or Professional

The definition of "Advanced Amateur" was re-written a few years ago to encourage more people to move up. As you may have noticed, some of the classes in the Amateur divisions had so many entries that your chance of winning in some classes seemed quite small. As the rules state, if you've won more than two Blue Ribbons, you're required to move into the Advanced status. However, even if you haven't won those blue ribbons, it could be to your advantage to move up. You'll be competing with a lot less entries and then there's the prestige of winning in a higher status.

So, it's mostly up to you. If your photography has significantly improved, you should consider entering as an Advanced Amateur.

Note: Whichever status you select must apply to all of your entries in Photography.

Choosing the Classes for your Entries

Your primary decision in choosing which class to enter your photos should be based on the main or dominant theme of the photograph. Many photographs could qualify for more than one class, but your chance of winning is likely to be better if you choose the correct class.

Print Rules

The print rules remain the same as last year, and are quite liberal.

Borders are allowed. This means that the mount-board may be larger than the print, and/or the border may be part of the print.

The maximum size of 16 inches x 20 inches still applies to the mount-board. So, for example, a 12" x 16" print could be

mounted on a 16" x 20" board. Here are some examples of your options.



Matting is not allowed

In most cases, we recommend that prints be "flush mounted", which means that the print is the same size as the mount-board. Borders should be reserved for those prints that you really feel will be enhanced by the border.

We do have limited space to hang everyone's pictures. Too many entries with maximum borders could result in an overcrowded and disorderly looking display and may force us to restrict the option of borders in the future.

Adhesives used to mount your pictures to the mount-boards must be the permanent type.

AV Fair Photo Workshop

On June 16, 2012 at 6:00pm at the AV Fair's Harley Davidson Legacy Hall, LPA will present a workshop on how to enter and prepare your photos for the fair. It is open to all.

More Information...

[How to Mount Your Pictures](#)

[AV Fair Photography Exhibit Guide](#)





PSA Report for May

By: Nan Carder



Plan to attend the PSA conference. It will be held September 16-22, 2012 in San Francisco, CA. There will be extra workshops and tours before the conference. The conference hotel will be the San Francisco Airport Marriott Waterfront Hotel, Burlingame, CA. Room rates start at \$126.

The third round results of the PSA Creative have been announced. Results are the following: Eryn Avatar Award (Kurtiss Humphreys), Lady in Pink Award (Nan Carder), Tulips HM (Pat Ware), and Old Diner HM (Dale Ware). LPA won the round, and currently are in first place. Images may be seen at this website: <http://www.psa-photo.org/divisions/cpid/creative-interclub/april-2012-gallery/>

LPA completed the self-judging with the PSA Photojournalism Interclub Competition. Entries that were selected were the following: Last Kiss (Helen Henry), Flying High (Arliss Dawson), Market Irizar Arranburu Time Trials (David Wilkins), Soaring Over Santa Monica (Tina Crowe), Water Drop on Wagon Wheel Fire (Bruce Cable), Slider 2 (Nan Carder).

Entries for the last EID interclub competition are the following: Antique Baby (Dee Hunter), House on a Hill (Arliss Dawson), Little Red Riding Hood (Doug Wade), Pink Tulips (Wendy Ware), and Yosemite Valley View in Fall (Sue Craft), Yosemite Valley Chapel 5525 (Nan Carder).

LPA members Helen Henry, Bonnie Matthews and Pat Ware completed judging the last PSA CPID Interclub competition. The last PSA Nature Interclub competition was judged by LPA members Helen Henry, Dale Ware, and David Wilkins.

The last PSA Nature contest had Don Bennett (Cheetahs) winning an Honorable Mention. LPA ended up in fourth place in the final round, and finished the year in 9th place in Group B.

The PSA Interclub competitions will begin again in October.

Our local high schools did great in the PSA Youth Photography Showcase. Please take the time to see how they did with the article in the June LPA newsletter.

S4C's competitions will begin in October.



Lights

by Yohanna Gutierrez, Highland High School

PSA YOUTH PHOTOGRAPHY SHOWCASE 2012



Best of Show: Lost in Thought
by Adrian Barrera,
Quartz Hill High School

The 2012 Photographic Society of America's Youth Photography Showcase judging was held on Friday, May 11th, in Wisconsin. The PSA Youth Photography Showcase is an annual competition for all high school age students. Entries are accepted only through Chapters, PSA-member clubs, and Councils.

There were 403 prints and 270 digital images entered this year from all over the world. Serving as judges were Sandra Matson, Jeff Klug, and Signe Emmerich. The full day of judging was coordinated by Gerry Emmerich, Jr., FPSA, GMPA, and under the supervision of Kathleen Z. Braun, APSA, PPSA, PSA Youth Showcase Director. Phyllis Bankier organized the digital section entries, and Kathy Braun, APSA, PPSA, organized the print section entries.

Awards and Honorable Mentions were chosen in each section in each of the five categories (Architecture, People and/or Animals, Scapes, Photojournalism, and Photographer's Choice or Creative). Additional images which included 113 prints and 70 digital images were also chosen for exhibition at the PSA Annual Conference in San Francisco.

This was the first year that PSA-member club, Council, and chapter sponsors were able to send *digital* entries. It was also the first time international entries were welcome.

The Lancaster Photography Association submitted prints and digital images from four of their local high schools. Highland High School (Christine Van Allen), Knight High School (Erin Jones), Lancaster High School (Kiley Craft), and Quartz Hill High School (Mike Mitch) all participated. These images will all be displayed at the PSA Annual Conference held in San Francisco, CA, this year.

Print Winners and Acceptances:

Congratulations! Adrian Barrera's print *Lost in Thought* was the winner in the People/Animals category and then was chosen as **Best of Show**.

Print Winners:

Best of Show: Adrian Barrera - print (*Lost in Thought*)

- Winner in Architecture - Cassie Widdison (*Symphony in Steel*)
Knight High School
- 1st HM in Choice - Cole VonderReith (*In His Hands*)
Quartz Hill High School
- 2nd HM in PJ - Yohanna Gutierrez's (*Lights*)
Highland High School
- 2nd HM in People/Animals- Toshi Lu (*Madagascar Adventure*)
Highland High School

(Continued on page 7)

PSA Youth Photography Showcase 2012 (Continued from page 6)**Print Acceptances:**

Architecture: Evan Tribbey (Up Stairs)
 Highland High School
 People/Animals: Elizabeth Monje (Les Levres)
 Knight High School
 Choice/Creative: Ashley Dizon (Demoralized)
 Quartz Hill High School

Digital Acceptances:

Architecture: Sarah Sanchez (Rabbit Hash, Kentucky)
 Highland High School
 Sandcastle: Sharen Sagadrac (At the Pier)
 Knight High School
 Choice/Creative Elizabeth Monje (Ship in the Harbor)
 Knight High School



Western Grit
 by Kara Neal,
 Lancaster High School



Ship in Habor
 by Elizabeth Monje,
 Knight High School

**Competition Winners:**

Back Row (l to r): Wayne Staley, Arliss Dawson, Scott Shackelford, Timothy Holman, Paul Craft. Front Row (l to r): Sue Liberto, Dwight Franke, Sue Craft, Chrisine Wilkins, Pam Vick, Nan Carder

May 2012 Competition Results

Antelope Valley Events

Digital - Master:

1st Flying Cocker by Sue Liberto
 2nd Ferris Wheels and Fireworks by Helen Henry
 3rd Tangled by Sue Liberto
 HM Party Time by Sue Craft
 HM Megan the Greek Dancer by Dwight Franke

Print - Master:

1st The Dance by Dwight Franke
 2nd AV Won by Nan Carder
 3rd Greek Dance by Dwight Franke

Digital - Advanced:

1st MOAH-102 by Arliss Dawson
 2nd MOAH-103 by Arliss Dawson
 3rd Photographers Shooting Gymkhana by Paul Craft
 HM Fast Rider at Acton Gymkhana by Paul Craft

Digital - Amateur:

1st Plastic Bubble Fun by Scott A. Shackelford
 2nd Acton Gymkhana Rider by Christine Wilkins
 3rd Barrel Race by Wayne Staley
 HM Gymkhana Judges by Christine Wilkins

Digital - Novice:

1st Fun of a Gun by Pam Vick
 2nd Celebrate the Dead by Pam Vick
 3rd Skateboard Dog by Pam Vick
 HM Rope Swings by Timothy Holman

Membership Dues Reminder

Congratulations to our May competition winners! Remember in order to enter LPA club competitions and S4C competitions you must be a current LPA member. Dues for the 2012-2013 Membership year can now be paid online via PayPal. Be sure to download and complete the membership application and a waiver for each member must also be completed.

Cherry Picking Field Trip June 17, 1:00PM - 3:00PM



This field trip is a local one, mostly to support the AV Fair. This year's Fair's theme is *Cherry Jammin'* and the AV Fair asked us to help with supplying images to support the theme. We will arrive at *Villa del Sol* on June 17 at 1:00PM to 3:00PM.



Ok, you may be thinking, kinda boring. I would suggest you make it a family event or for Father's day, and invite your kids and grandkids, and actually do some cherry picking.

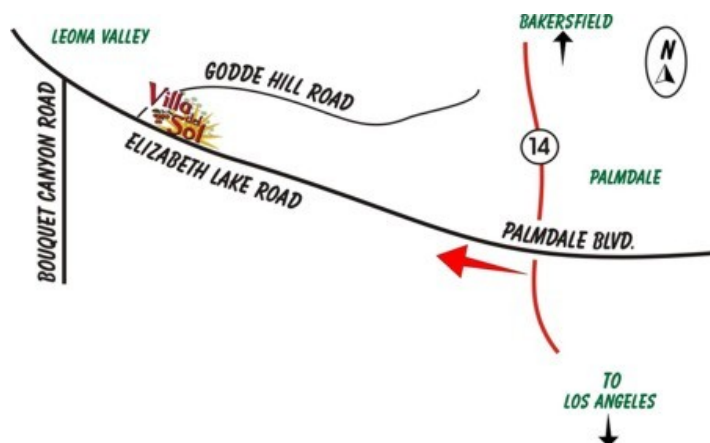
This field trip is to connect cherries and people. I suggest you photograph the cherries, the branches, and of course your family. Make a memory, and be willing to share it with the fair. They want to use the images for possible promotion.

Cherry Picking.

1. Arrive at the orchard where there is free parking.
2. Tell the staff that you are here to take pictures for the fair (permission from Maxi and Gary)
3. If you want to pick cherries, ask the staff and they will explain how to pick the cherries.



Villa del Sol
www.upickcherries.com



Downtown Lancaster Walk-About Field Trip

By Douglas Wade

On a chilly May morning (5/5/12), a group of ten photographers met at 6:00AM on Lancaster Boulevard (the BLVD) for a group photo and to discuss early morning photo opportunities. The light at sunrise is wonderful and the long shadows cast from the rising sun create interest, and the "sweet light" adds depth to textures, patterns, and accentuates colors and reflections. It was a very quiet morning, and gave each photographer some alone time to think about composition and exploring new ideas.

This field trip was about celebrating the city and trying to capture its character. The City of Lancaster has been revitalized and it was good to explore downtown and visit the Artist's Loft, American Heroes Park, senior housing, the colorful new apartments, and the many other things we take for granted when we just drive by.

After a few hours, some of us headed over to the Katz N' Jammers Cafe for a breakfast. At 11:00AM the Museum of Art and History (MOAH) opened for the first time in the new space on the BLVD. It's a beautiful building and wonderful addition supporting the arts. Everyone should make a point to visit MOAH.

Images can be seen at <http://www.lpaphotography.org/mediagallery/album.php?aid=699&page=1>

Col. Wm. J. "Pete"
Knight by Carol
Moss



MOAH-102
by Arliss Dawson



Event5 by Arliss Dawson

Mono Lake and Bodie Field Trip

September 14-15, 2012

Led by David and Christine Wilkins

The LPA had a field trip to Mono Lake and Bodie three years ago and it was a very popular outing. Many of the images taken on that trip have won awards for several members. Chris and I decided to go again this September and make it a field trip for the LPA. What makes this September date so special is that the weather is cooler by September, the new moon is Friday, the 14th and Saturday, the 15th is photographer's day at Bodie.

I think Mono Lake is a great place to photograph star trails and do a little light painting as well as a great place for sunset/



Mono Lake at Sunset *by David Wilkins*

sunrise. The new moon or no moon night makes a perfect opportunity for night photography. We plan on driving to Lee Vining on Friday the 14th to catch sunset over Mono Lake and then to photograph star trails and light paint the tufa. One can return for sunrise early on Saturday and then head back to Lee Vining for breakfast before spending the rest of the day at Bodie.

The tufa at Mono Lake are accessible via about a ½ mile walk from the parking lot. The last time we were there, there were hoards of photographers for sunrise/sunset but none usually stay after sunset. You may join us for all or part of this trip.

The South Tufa area at Mono Lake is reached by taking highway 120 East from Highway 395. The turnoff to the South Tufa area is marked and is about one mile long. The South Tufa trail leads to the lake edge. There is a \$3 charge for parking.

Sunrise on the 15th of September is at 6:39AM and Sunset on the 14th is at 7:03PM. A star trail shot can start about 8:30PM, as it will be dark enough by then, and be finished by either 9:30PM for a one-hour shot or 10:30PM for a two-hour shot. Chris reminds me that it will be CHILLY at night. She is wearing thermal underwear, Polartec pants, wool sweater, wool hat, gloves with glove liners, 2 sets of socks one of which is wool, and a parka. Dave says that this is overkill!

Those who photograph sunrise at Mono Lake will head back to Lee Vining for breakfast. We'll pick a location as the date gets closer. A picnic lunch would be in order at Bodie and then the afternoon can be spent taking photos there. The park closes at 6PM which is one hour before sunset. We will also pick a location for dinner in Lee Vining for those who are



Gas Station at Bodie *by David Wilkins*

from 395 about 18 miles North of Lee Vining to highway 270. Bodie is reached after a 10 mile drive over pavement and three miles over a gravel road. Total trip length is 31 miles. The shorter trip, but more gravel road, turns on to highway 167, seven miles North of Lee Vining and then North on road 1671 after 8.8 miles and then to Bodie. Total length of this route is 26 miles from Lee Vining. Park hours are 8AM to 6PM so we will not be able to catch sunset.

The only way to catch sunrise/sunset at Bodie is to sign up for photographer's day, which is the 3rd Saturday of the month. Last time the cost was \$50 per person and the limit was 50 people. This permits one to enter the park 30 minutes before sunrise and stay 30 minutes after sunset. More information will be provided as we get closer to the date.



Ranger House at Bodie *by David Wilkins*

General Meeting and End of Year Competition

by David Wilkins

- LPA members judge and vote for 2011-2012 year end photo trophies.
- All 1st place winners from 2011-2012 are eligible to compete for trophies (List on LPA Website)
- Bring prints and slides (we have digital entries)
- Presentation of all George Glennie Nature Salon LPA Entries
- Presentation of the AV High School Submissions to the PSA Youth Showcase
- Images of Mono Lake and Bodie - Field Trip for September
- Presentation of Trophies to Year End Winners
- Installation of 2012-2013 Officers and Board Members

spending the night.

There are two ways to reach Bodie from Lee Vining. One is mostly gravel, but shorter and the other only has three miles of gravel. The shorter gravel approach turns off

Amgen Tour of California 2012 Edition

By David and Chris Wilkins

What an opportunity- the 2012 edition of the Amgen Tour of California started the sixth stage here in the Antelope Valley in Palmdale. No entrance fee, free parking and the chance to get up close and personal with the riders. One could stand outside the team RV and wait for the riders to exit for the sign in. Team members would usually sign autographs and pose for pictures. I watched NBC Sports commentator Bob Roll interview Tejay Van Garderen standing next to the team RV. Several LPA members took advantage of the opportunity to catch the start of the race or catch the riders out on course or both. Lots of color and lots of action for everyone.

Chris and I went to the time trial stage the day before in Bakersfield. We had 3 hours to practice panning and other techniques for getting the perfect shot.



Biketour5 by Arliss Dawson



On Your Mark!
by Carol Moss



On the Road in
Stage 6
by David Wilkins



Bob Roll Interview
by David Wilkins



Sergei Tsvetkov
Time Trial
by Christine
Wilkins



Andrew Talansky
and Camera Crew
by David Wilkins

Starting the Race
by Helen Henry



Amgen Tour Banner
by Sue Liberto



Bike Race 105
by Linda Ruiz, guest
contributor

The Future of Photography

by Glenn Olson

Photography has been changing since the day it was invented. What the future holds for photography was a mystery to me until Scott Roberts, at our March workshop, made a comment about where his profession is today. Scott said that, until the rise of the digital cameras, it was enough to get "good exposure" because that was enough to separate the professionals from the amateurs. With digital cameras anyone can do that. Looking through FLIKR and all those other online photo sites it's easy to see the truth in this. Within just a few minutes of gazing at the billions (yes, billions with a b) of "good" photos available from around the world it's easy to become discouraged and leave the camera on the shelf. After all, who can compete with all those.

Scott also had a solution, you create your own style, your personal trademark. He does this with his own combination of warm, slightly low-key lighting and staging his subjects in his own personal style of thought provoking positions. His images are beautiful, imaginative, and, most of all, unique to him.

For many of us it's enough to take "good" photographs and to be able to say "I did this." For those who want to stand out in the crowd of photographers then we too must create our own style. With all the millions of other photographers we're competing with this may be a challenge, but one well worth accepting. Of all the LPA photographer's photos, look for the ones taken with a fish-eye lens, usually from a low angle, and you'll quickly realize that they're all made by the same photographer. His style is simple, fascinating, yet unique.



Homeward Bound by Larry Boswell

Through years of leafing through photo books I've learned that there are some styles that have not been pursued by the masses on FLIKR. For example, Film Noir has a long history and copious historical examples but few recent advocates. Add a little personal style and you've trademarked yourself. Another style I found fascinating, but under-utilized, is the art of splitting the image. For example, the right half may be sharply focused on a stand of trees with the left half a contrasting rocky cliff or water. The list of possibilities is endless.

If you want some inspiration then go to your local library or peruse the magazine racks at the big book stores. Find something that appeals to you, put your own personal twist on it, and you too can become unique among the masses.

Poppy Preserve Photo Contest

by Helen Henry

The Lancaster Photography Association (LPA) hosted a photography contest for images taken at the Antelope Valley Poppy Reserve, Saddleback Butte State Park and Ripley State Park. All the parks were located in the Antelope Valley, CA. The images were taken between March 25, 2012 and May 1, 2012. Entries should have reflected the flora, fauna, and activities available at these scenic State Parks. Examples: Desert Animals, Wildflowers, Hiking, Camping, Star Gazing, Sunsets and Joshua Trees... etc. The entry was free and open to all photographers. Entries were (limited to 10) and were due by midnight May 1, 2012. We received many entries! Thank you to all who participated.

The winning entries for The Antelope Valley Poppy Reserve:

- 1st Place - Poppies and Snow on Mountains by Thomas Lewis Muehleisen
- 2nd Place - Poppy Reserve Information Center by Gary Emmons
- 3rd Place - Poppy With Rain Drops by Bonnie J. Matthews




Poppies and Snow on Mountains
By: Thomas Lewis Muehleisen

Because we had so many entries for the Poppy Reserve we gave an additional three (3) Honorable Mention awards, they went to :

- HM - Lookin' up! by Terje Raul Canavarro
- HM - Opening Poppy In Rain by Bonnie J. Matthews
- HM - Reach for the Sky by Terje Raul Canavarro

The winning entries for Saddleback Butte State Park:

- 1st Place - A Trail To The Top, by Gary Emmons
- 2nd Place - Lookout Over Saddleback, by Gary Emmons
- 3rd Place - Joshua Tree Color 3001, by Susan Muir



A Trail to the Top
by Gary Emmons

(Continued on page 12)

Poppy Preserve Photo Contest *(Continued from page 11)*

The winning entries for Ripley State Park:

- 1st Place - Sharp Needles
by David Wilkins
- 2nd Place - A Profusion of Joshuas
by Christine Wilkins
- 3rd Place - New Growth
by David Wilkins



Sharp Needles by David Wilkins

Presidents Notes *(Continued from page 4)*

- Photographed events for the Senior Center (2012 Valentine's Day, Black History Celebration)
- Organized Photographer's Day at the Poppy Preserve (2012), and hosted a photo competition, where all photos were donated for use at our local state parks.

Other notable happenings and events:

- LPA Website took on a new look in July 2010, with our amazing webmaster, Lee Garner. New additions included an on-line entry system, ability to pay fees and membership via PayPal, set up of on-line entry for competitions, and community photography contests and an elaborate data base full of LPA history.
- Sep 2011 – 1st Place PSA Newsletter Award for Large Clubs
- Sep 2011 – LPA receives PSA Club Service Award
- LPA updated their sound system! (June 2012)

All of those wonderful things happened with a lot of teamwork. I wish I could personally recognize and thank each and every one of you for all you have done.

I look forward to being a part of the LPA board as Past President and remaining very involved. Change is good for the organization. We welcome new ideas, and new volunteers! Please consider getting more involved with the LPA. The more you give, the more you receive. I was a novice photographer 10 years ago, when someone handed me a brochure at the AV Fair... saying "You should join the LPA". It took me six months to show up at a meeting, and then look what happened!

Your 2010-2012 President

This and That**MEMBERSHIP DUES:**

Membership dues for 2012-2013 are now being accepted through the website via PayPal. You must download and complete the Member Application. This is so that we have current information on file for our members. The last page is the waiver. Each member should sign a waiver. Minors' waivers should be signed by their parent or guardian. Information on joining or renewing your membership is located here: <http://www.lpaphotography.org/staticpages/index.php/join>. Follow the instructions on the page in order to join/renew.

SOUTHERN CALIFORNIA PHOTOGRAPHY CONFERENCE PHOTO SALON ENTRIES:

The deadline to submit photos to be judged for the Salon at the Southern California Photography Conference is midnight June 8, 2012. Enter your photo through the competition portal on the LPA website. Information on submission guidelines can be found here: <http://www.lpaphotography.org/article.php/20120616091017331>

SOUTHERN CALIFORNIA PHOTOGRAPHY CONFERENCE REGISTRATION TO ATTEND

If you would like to attend the Southern California Photography Conference, you must register on the LPA website, as space is limited. To sign up visit this webpage: <http://www.lpaphotography.org/article.php/2012061613414112>

AV FAIR PHOTO ENTRY AND MOUNTING WORKSHOP

Immediately following the Southern California Photography Conference is the AV Fair Photo Entry and Mounting Workshop. If you are interested in entering your photos at the Antelope Valley Fair, we encourage you to attend. You do not need to register to attend the 6PM Photo Entry and Mounting workshop, it is open the public.

DISCUSSION GROUP INFORMATION

Please consider attending the Friday Night and/or Sunday Breakfast Discussion Groups. These informal meetings allow for more one-on-one conversation regarding all aspects of photography between attendees. Bring your camera and its manual if you are looking to get tips on how to set your camera for the best results. Show off your work; feel free to bring your portfolio. We love to see what others have done; hear how they shot it and discuss their post-processing procedures and software.

YEAR-END COMPETITION

Did you win a first place ribbon at any of the LPA's competitions this year? If so, be sure to bring your prints with you on June 19th. Members will be voting for the year-end winners.

LIBRARY

Contact Bonnie J. Matthews to check out any library items. Library list is available on the LPA website under Members Only—Library. You must be logged in.



June 2012



SUNDAY	MONDAY	TUESDAY	WEDNESDAY	THURSDAY	FRIDAY	SATURDAY
					1	2 11:30AM S4C Year-End Banquet
3	4 Full Moon	5	6	7	8 6:30PM Friday Night Discussion Group; Deadline to submit Photos for SCPC Salon	9
10	11 	12 5PM SCPC Meeting; 5:30PM AV Fair Mtg; 6PM Board Meeting	13	14	15 	16 So. Calif Photography Conference; Photo Mounting Workshop @ AV Fairgrounds
17 7:30AM Breakfast Discussion; 1PM Cherry Picking Field Trip	18	19 6PM LPA General Mtg; Year-End Competition	20	22	23 6:30PM Friday Night Discussion Group	24
25	26	27 Workshop; TBD	28 	29	30	

June's Monthly Assignment

Around the House

Use your imagination...

Upload your interpretation in the gallery and be sure to check out last month's uploads.

Breakfast Discussion Group

Third Sunday of each month.



7:30AM at the AM Café
June's Date is: June 17th

Friday Night Discussion Group




2nd & 4th Fridays


June 8th & 23rd
@ 6:30PM
at Denny's
corner of 20th Street
West and Avenue K

Desert Exposure

Article submissions for the July 2012 issue are due to the newsletter editor by
Friday, June 23rd
E-mail your submission to
newsletter@lpaphotography.org



Lancaster Photography Association
PO Box 498
Lancaster, CA 93584-0498
www.lpaphotography.org



PSA
Photographic Society of America

Member

Board of Directors:

President:	Sue Craft president@lpaphotography.org (661) 273-7257
Vice President:	David Wilkins vp@lpaphotography.org
Secretary:	Bonnie Matthews secretary@lpaphotography.org
Treasurer:	Terri Garner treasurer@lpaphotography.org
Immediate Past President:	Dave Anderson
Voting Member:	Helen Henry
Voting Member:	Douglas Wade

Committee Chairpersons:

AV Fair Chairpersons:	Doug Wade
Competition Co-Chairpersons:	Chris Wilkins / Wayne Staley
Equipment:	Bill Liberto
Exhibits:	vacant
Field Trips:	Douglas Wade fieldtrips@lpaphotography.org
Night Discussion Group:	Terri Garner
Gallery Shows:	Lyle Trusty
Historian:	vacant
Hospitality Chair:	Tylene Trout
Librarian:	Bonnie Matthews librarian@lpaphotography.org
Newsletter Editors:	Terri Garner
Assoc. Editor	Lyle Trusty
Poppy Festival:	S. Craft/D. Wade/T. Trout
Publicity:	Terri Garner
Refreshments Chair	Pat Ware
Webmaster:	Lee Garner
Workshops:	Bryan Hudson
PSA Representative:	Nan Carder
S4C / PSA Inter Club Competitions:	Nan Carder
S4C Delegate:	Bonnie Matthews

June Calendar of Events:

- 6/2/2012 – S4C Year-End Banquet
- 6/4/2012 – Full Moon
- 6/5/2012 – Don't Forget to Vote!
- 6/8/2012 – So Cal Photography Conference Photo Gallery Submission Deadline
- 6/8/2012 – **6:30 PM** Friday Night Discussion Group
- 6/12/2012 – **5PM** So Cal Photo Conference Meeting
- 6/12/2012 – **5:30PM** Antelope Valley Fair Meeting
- 6/12/2012 – **6PM** Board Meeting
- 6/14/2012 – Flag Day
- 6/16/2012 – **8AM** So. California Photography Conference
- 6/16/2012 – **6PM** Photo Mounting Workshop
- 6/17/2012 – Happy Father's Day
- 6/17/2012 – **7:30AM** Breakfast Discussion Group
- 6/17/2012 – **1PM** Cherry Picking Field Trip
- 6/19/2012 – **6PM** General Meeting
- 6/23/2012 – **6:30PM** Friday Night Discussion Group
- 6/27/2012 – **6PM** Workshop

What do you want to shoot today?

Meeting Information

All meetings are held at the
AV Senior Center, 777 W. Jackman, Lancaster, CA
Beginning at 6:00 PM unless otherwise noted.

2nd Tuesday Board Meeting (RM 101)
All LPA Members are invited to attend.

3rd Tuesday General Meeting & Program
Open to the general public

4th Tuesday Workshop—Open to LPA Members

Welcome Wagon

Welcome to our newest members!
Please say "HI" to them at the next meeting, trip or event you see them.

Ron & Linda Yagi
Travis Madison

