



April Program Create Dramatic Landscape Photography Steve Sieren April 17, 2012

Steve Sieren is a Southern California based Landscape Photographer living in the outskirts of Los Angeles. His interest for the sanctuary of the wilderness began at an early age and soon developed into a diehard passion for landscape photography. Exploring some of the lesser known or more remote areas led to work in advertising, publishing, conservation and environmental efforts. His photography has been used in the fight to keep the 8,000 acres of Montana De Oro State Park off the giant State Park closure list in 2008.



Death Valley Bristlecone Pine

You can find his work displayed in National Park visitor centers, California State Park Foundation Headquarters, local art gallery shows, restaurants and scenic calendars. Steve services clients such as Tamron Co., Outdoor Photographer, Photographer Magazine and many others.



*Northlake Eastern
Sierra Fall Reflection*

April Program
(Continued on page 3)

Photographer's Day at AV Poppy Reserve March 25, 2012

By: Sue Craft




LPA member Helen Henry arranged for a Photographer's Day at the Poppy Reserve on March 25, 2012. LPA/PSA members were admitted for free. Helen also arranged a photography competition (with the help of Lee Garner) to benefit the parks, and organized a silent auction to raise funds for the Poppy Reserve and Saddleback Butte State Parks. For the silent auction, beautiful framed wildflower photos were donated by Nan Carder, Lyle Trusty, Helen Henry, Sue Craft, Sue Liberto, Holly Peskin, and handmade glass fired Poppy photo frames and sun catchers were donated by Anita Kratofil. Silent auction will be open for 3 weeks. Stop by the Jane S. Pinheiro Interpretive Center to view items and place a bid. Center also offers a short video, wildlife and plant displays and gift shop. Open 9-5 weekends and 10-4 weekdays during the wildflower season.



The Lancaster Photography Association (LPA) will be hosting a photography contest for images taken at the Antelope Valley Poppy Reserve, Saddleback Butte State Park and Ripley State Park. All parks are located in the Antelope Valley, CA. The images must be taken between March 25th, 2012 and closing date of May 1st, 2012. Entries should reflect the flora, fauna, and activities available at these scenic State Parks. Examples: Desert Animals, Wildflowers, Hiking, Camping, Star Gazing, Sunsets and Joshua Trees... etc. Entry is free and open to all photographers. Deadline to enter (limit 10) is 11:59 PM on May 1st, 2012. Please check the LPA website for competition entry instructions www.lpaphotography.org.

Disclaimer: The Lancaster Photography Association (LPA) is an incorporated non-profit 501(c)3 organization. Opinions expressed in this publication are those of the writers and are not considered as those of the LPA. Products or services mentioned do not constitute endorsement by the LPA. Since copyright of all images and articles remain with the material's specific contributor. Please contact the original author for permission to reproduce any materials.



Notes From Lyle

By: Lyle Trusty, MLPA, AS4C

"The best advice to a newcomer to photography then was "Put it in "Auto" and don't screw with it"!"

A number of years ago a relative of ours moved to California from Albuquerque, NM for the specific purpose of attending The Brooks School of Photography in Santa Barbara. She had been an amateur photographer in NM, and had achieved a degree of success, with her work being published in local art contests.

She had developed a passion for photography, and it was no surprise to see her enroll at that prestigious school. It was a lot of fun following her progress. She loved what she was doing and totally immersed herself in the course. Soon, however, the school required her to lease a 4 by 5 view camera with a sheet film adapter and a Polaroid accessory back. At first I could offer advice, because I had previous experience with a 4X5 Speed Graphic and a Polaroid camera, but I had never used the combination as she was being taught to do. The Polaroid pictures were one tenth the cost of the 4 x 5 negatives and by bracketing exposure with the Polaroid she eliminated much of the guesswork encountered when shooting the much more expensive film.

At that time Brooks followed a course outline that taught students to first take a Polaroid picture to evaluate lighting, exposure, composition, etc. An important accessory was an adaptation of a slide rule that allowed the photographer to accurately change shutter speed or f-stop settings so as to achieve the best exposure and depth of field for action, landscapes or portraits. It worked well for her as a student photographer in that she learned how to set f-stops and shutter speeds to control hyperfocal distance, stop motion or evaluate composition. She became so familiar with the shutter speed and f-stop combinations that she could quickly set up the view camera with the appropriate "manual" settings for whatever subject she was shooting. As expected, she fell into a pattern of having a canned solution for different subjects. That worked well for the first term in the studio and on set-ups. For the next term the school introduced 35mm Single Lens Reflex Cameras and much more demanding dynamic field work. The smaller and lighter camera was much easier to carry, but introduced features built in to the camera that she had to learn how to use.

Fortunately, she had some experience with an early model Konica SLR, but now there was Auto Exposure, Auto Focus, a Motor Drive, and "Modes" galore. How could a person make sense of all this?

The best advice to a newcomer to photography then was "Put it in "Auto" and don't screw with it! That's still good advice, but after awhile there comes a realization that "average" exposure, "average" depth of field, and "average" shutter speeds leave a lot of capability on the table. Poor exposures, out of focus landscapes and blurred action pictures top the list of faults encountered by failure to learn how to use today's feature loaded cameras. More often than not, there's no time to evaluate and correct manual settings. You have to know how to set up your camera modes for what you are going to shoot before it's time to shoot, so as to have the freedom to be precise or creative in composing your subject or scene. It's easy for me to say "read your manual", but I know that organizing your approach to understanding the manual is difficult until after you have become familiar with the terminology of it. It's kind of like a famous Speaker of the House once said: "We had to pass this bill before we could find out what was in it".

Organizing your thoughts so as to understand your cameras logic is not "too complicated". First of all you need to know there are three levels of control:

AUTO In this mode the camera operator just needs to Point and Shoot. The camera takes care of exposure, focus, shutter speed, and flash (if there is a flash attached.) This mode is great for snapshots if the ancient rules of "sun at your back, everybody smile and hold still" are followed. You can expect Average results.... as in "Box Camera".

BASIC In this mode the "icons" on your mode dial become active. Turning it to the Skier symbol sets up your shutter speed and f stop to freeze motion; the Mountain symbol sets up your shutter speed and f stop to maximize depth of field, and the Head profile sets up your shutter speed and f stop to freeze action and limit depth of field for Portraits. You see how this works? Shutter speed controls motion and f stop controls depth of field. There are more, but you get the idea, right?

ADVANCED In this mode the A, S, P, and M, stand for:

A is for aperture priority; you set the f stop manually and the camera does the rest, used most often in scenic or landscape situations where maximum depth of field is required.

S is for shutter priority; you set the shutter speed manually and the camera does the rest. Used most often in action situations where you want the shortest exposure time to stop motion.

M is for manual mode; you select the shutter speed and f stop manually. This mode is generally

(Continued on page 5)

Black History Month Celebration

By Nan Carder



Four members of the Lancaster Photography Association (Norma Boggs, Tom Van Langenhoven, Pam Vick, and Nan Carder) attended the Black History Celebration on February 25, 2012. Many of the attendees were dressed in beautiful colorful outfits.



Pam Vick said that the Black History Celebration, which was held at the Lancaster Senior Center, was a day of remembrance and tribute. This was presented by entertainers as poetry, song, and dance.

Awards were given to some of our Antelope Valley black history makers. Mapple Smith received the Black Historical Committee Service Award for eight years of outstanding service to the Lancaster Senior Center. Earline

Richardson was honored for her contribution as a Black History Maker with a Certificate of Appreciation. She was also awarded a Certificate of Recognition for the 2012 Black Historical Society and Black History Program "Black Women in American History and Culture".

The LPA photographers enjoyed taking pictures of many of the attendees.



Welcome to LPA New Members

Rick Borquez
Steve & Jennifer Carlson
Sam Cervantes
Timothy Holman
Jeff Magy
Donal & Julie O'Sullivan

Ralph Perry
Michael Scheall
Bill & Carolina Sobalvarro
Josh Thomas
Phillip Wriedt

April Program

(Continued from page 1)

Steve is currently working on his first couple book projects. Steve enjoys leading photography workshops in California's wild mountain, deserts, rugged coastlines and rolling oak hillsides.



Vasquez Rocks Vernal Pool

Steve will talk about how he creates dramatic landscape photography and offer some thoughts on the creative process.

Join Steve for a no host dinner at the Greenhouse Café at 4:30 PM on the meeting date.

Steve's workshops and his gallery can be found at:

<http://www.ScenicPhotoWorkshops.com>

He has a blog at <http://stevesieren.wordpress.com/>.

April Workshop Night Swap Meet at 6:00 pm

Swap Meets are always fun, and a great way to get rid of things you no longer need, and to purchase things you do need. "One Man's Junk is another Man's Treasure" – author unknown.

We provided this opportunity to members every few years and everyone really enjoys it. Sometimes sales are made before the gear even makes it through the door. Bring and price your gear that you want to sell. You set the price and all money exchanged is between you and the buyer. This is a great time to eliminate gear you no longer need or use, and can be a time to get a great deal on other items. Think of selling gear, original training material, DVD's, books, and all things related to Photography.

PSA Study Groups

LPA members who belong to PSA may take advantage of one of the PSA Study Groups. There are study groups in every division. Members in a group will submit their images to this group and explain how they came to the results of that image. They can also critique other members of the group's images. It is a wonderful learning experience. Some of the groups are private, so only the members of that group participate. Other Divisions like EID (which is quite large) and Travel have their groups available to view for everyone. The EID Study Group is awesome. It has groups in HDR, Monochrome, Electronic Imaging, Creative General, Corel Painter, Workshop and Assigned Subject. There are hundreds of images to view each monthly.



President's Notes

By: Sue Craft

Welcome Spring! It's time for poppies, wildflowers, new growth and fresh starts. It's also time for LPA members to get more involved and "blossom" and "grow" as well.

It's time to think about who you want for your LPA Board Members for 2012-2013 as our new year starts July 1st. I am pleased to appoint long time LPA members Lyle Trusty (past Vice President 2002-2004) and Dale Ware (past President 2002-2004) to be on the Nominating Committee. Lyle and Dale have already been contacting members asking if they would like to run for a board position. Please consider taking a turn to serve the membership. Myself, I have served on the board 3 years as Secretary (and Newsletter Editor), 2 years as Vice President, 2 years as President, and now would like to be your Past President, Historian, and mentor when needed. Past President is still one of your 7 board members and I look forward to still being a very active one. What has kept the LPA so strong (since 1966) is that we've always been fortunate to have new volunteers ready step up and keep the organization moving forward.

The LPA has an opportunity to showcase our club with photos, projects, awards, and trophies/plaques etc. inside the locked glass display case inside the AV Senior Center lobby for a month. Express your creative ideas and make the LPA look great! If you're interested in this fun project, please let me know.

April 1 - LPA Field Trip — Gymkhana (Speed Events on Horseback)... a great place to practice action photography. As trip leader for this event, I feel I can offer you some nice tips, since my two daughters competed for years in gymkhana and I kept myself entertained with my camera, practicing action shots. Meet 9 AM for breakfast at Crazy Otto's in Acton, and at Acton Rangers Arena at 10:30 AM. Sign up on the LPA Website and get your tip sheet! It's a great opportunity to take photos for the next two LPA competitions... AV Events in May, and Action in July.

The LPA continues to offer a LPA \$100 Photography Award for the Antelope Valley Union High School District "All Media Art Show". Chairperson Lyle Trusty assisted by Bonnie Matthews and Holly Peskin, will choose winner. Award to be presented at opening reception, at Lancaster City Hall from 5 p.m. - 7 p.m. on April 5, 2012.

April 21-22 – California Poppy Festival – LPA will be in the Fine Arts section of the festival. Ever thought about displaying or offering your photos for sale? Just want to display? Curious about how to market, display and sell

(Continued on page 5)

New Library Books Available for Checkout

If you are interested in checking out any book/magazine/DVD in our Library, please contact Bonnie our Club Librarian. She will bring any requested book(s), DVD or magazine to the next General meeting for you. Library items are available to members only.

Bonnie has purchased a bookcase and has organized our library. We have a nice collection to meet various needs. If a member would like to visit Bonnie to check out the Library Collection or to check out any book, training DVD or magazine, in person, you *MUST* contact her; this will be done by appointment only. Email: librarian@lpaphotography.org and Bonnie will contact you immediately.

New Additions:

California Pro Photo West Winter Ed.

Adobe Photoshop CS4 Bible w/CD

by Stacy Cates, Simon Abrams & Don Moughamian

The Adobe Photoshop CS3 Book for Digital Photographers by Scott Kelby

The Adobe Photoshop Lightroom Book for Digital Photographers by Scott Kelby

The Adobe PS CS3 Book for Digital Photographers by Scott Kelby

The Adobe PS Lightroom 2 Book for Digital Photographers by Scott Kelby

The Digital Photography Book by Scott Kelby

The Illustrated Digital Camera Handbook by Nigel Atherton

The Mojave Desert Miles of Wonder by David Jesse McChesney

Competition News

By Christine Wilkins & Wayne Staley

May Competition

The competition theme for May 15th is AV Events. Entries are welcome in print, digital and slide format. Maya Sugarman and Christina Ramos, staff photographers at the Antelope Valley Press, will judge. Complete details and judge biographies are available on the competition LPA website.

June Competition

Tuesday, June 19th is the end of the year competition. Members will vote per established rules. The competition portal has full details.

President's Notes

(Continued from page 4)

your work? Here's your opportunity. Sign up on the LPA website to work a shift, learn something new, and help promote the LPA. We still have a few slots open and are looking for volunteers.

Plans for our June 16, 2012 Southern California Photography Conference (SCPC) are coming along well! This will be a FULL day full of photographic education and inspiration. You will love it! Thank you to all the LPA members who are assisting our organizer, Helen Henry. The next planning meeting is April 10th at 5pm in Room 101 at Senior Center.

Hard to believe, but it's already time to start thinking about the AV Fair, and our biggest project of the year... sponsoring the AV Fair Photography Exhibit. On-line entries open April 2. Our AV Fair Chairperson is Douglas Wade. I'm his unofficial co-chair. I consider myself to be a great organizer, as is Douglas (but he still has to work for a living). We need your help. We need Co-Co-Chairs! New LPA members... We need you too! Pulling this all off is a lot of fun, and it's quite rewarding to see what our club can do as a team. We always gain new members from the AV Fair, some of which themselves end up becoming very involved with LPA. Like me almost 10 years ago! Did you know that the Lancaster Photography Association started sponsoring the AV Fair Photography Exhibit in the 1970's? Our first AV Fair Planning Meeting will be on May 5, 2012 at 5pm in room 101 at the Senior Center. Hope to see you there!

The AV Fair and SCPC planning meetings will be short. Please don't rush off afterwards and we ask that you stay for our LPA Board Meeting which starts at 6pm.

Thanks to all the board members, committee chairs, and volunteers who all work so well together, and make the LPA so great!

Thank you all, Sue



Prime Desert Woodland Preserve

Helen and Jerry Henry put together a very informative presentation on how to take pictures of flowers in the Antelope Valley. Helen had all her equipment spread out and available for inspection, backed up by the large screen TV the club recently donated to the Prime Desert



Woodland Preserve. Her power point presentation covered the visuals nicely and her outline was quite thorough.

There was a full house, and the Docents were busy finding more chairs to sit on. There were approximately 67 people in the audience, made up of LPA Members and valley residents. Helen covered the subject well, and after about thirty minutes of questions and answers led the group out into the trails of the preserve.

Thank you Helen and Jerry for another fine program of benefit to the Club and Community.



Notes from Lyle

(Continued from page 2)

used during strobe portrait sessions because the strobe speed and aperture combine to determine correct exposure. The strobe fires when the focal plane shutter is wide open, so the "apparent shutter speed" is equal to the strobe speed; (generally between 1/600th and 1/2000th of a second.)

P is for Program mode; the camera sets the aperture and the shutter speed for an average setting but changes f stop if you manually adjust shutter speed, or changes shutter speed if you manually adjust f stop. (Some call this P for perfect mode because you can fine tune your settings for unique situations.)

***T** is used for shutter priority in some cameras. Professional level cameras generally only include the advanced modes. Some cameras include all of the modes referenced here.

2012 AV Exhibit Entry Guides Now Available

www.avfair.com

or

[http://www.avfair.com/avfair/documents/
Photography2012.pdf](http://www.avfair.com/avfair/documents/Photography2012.pdf)

Exhibit Registration Open
April 2 – July 7th
(\$3 per exhibit entry)

Late Registration Opens
July 8 – 21
(\$5.00 Late Fee will apply per person)

Photography Exhibit

New Additional Premiums Offered

For

Both Print and Digital

Best of Division \$50

Best of Show \$100

Sweepstakes Award \$100

New Digital Class - Portraits

New Judging System for Juniors

Danish System

More Awards Offered Per Class



*Fran Marroquin, Nan Carder, Lee Simmons
Take In Day, AV Fair 2011*

GEORGE W. GLENNIE MEMORIAL NATURE SALON RESULTS

By Nan Carder

The results have been announced for the George W. Glennie Memorial Nature Salon, and the Lancaster Photography Association (LPA) has done very well. Diana Edgel's Moonbow won Best Landscape. Don Bennett (Cheetahs), Sue Craft (Yosemite Valley View in Fall), and Chris Wilkins (Elephant Seal Gladiators) all won Merit Awards.

The Lancaster Photography Association ended up tied for 17th out of 94 clubs. This is the best placing that LPA has had in the three years that LPA has competed. More information can be found at the following web site:

[http://](http://mvcameraclub.org/Glennie/glennie-2012-results.htm)

[mvcameraclub.org/Glennie/
glennie-2012-results.htm](http://mvcameraclub.org/Glennie/glennie-2012-results.htm)



*Elephant Seals Gladiators
By Christine Wilkins*

The LPA entries can be found on the LPA web site under Competitions. This is the first time that LPA members have entered and selected images for a competition. The Merrimack Valley Camera Club will have a slide show of all of the winning entries in about a week on their website.



Moonbos by Diana Edgel

Congratulations go to all of the LPA members who entered this competition - they are the following:



*Yosemite Valley View in Fall
By Sue Craft*

Thomas Van Langenhoven (Bear Attitude), Christine Wilkins (Elephant Seal Gladiators), David Wilkins (The Wave 2), Marv Brimer (Juvenile Golden Eagle), Sue Craft (Yosemite Valley View in Fall), Cheetahs (Don Bennett), Wes Burcham (Lion), Ed Duley (Alpha Bull Elk), Sue Liberto

(Barn Owl Take Off), and Diana Edgel (Moonbow).



Cheetahs by Don Bennett

PSA REPORT FOR APRIL*by Nan Carder*

PSA announces the PSA Annual Conference in San Francisco!



The PSA conference will be held September 16-22, in San Francisco, CA. There will be extra workshops and tours before the conference. The conference hotel will be the San Francisco Airport Marriott Waterfront Hotel, Burlingame, CA. Room rates start at \$126. These rates will not last. PSA members may start registering for the conference and tours after April 1.

The PSA Southern California Roundup Chapter: The members that attended the PSA Southern California Roundup Chapter meeting in January, or have been involved with the PSA Southern California Roundup Chapter in the past were asked to submit images for the PSA Chapters Gallery. These images are now on display on the PSA Website and include images of LPA members Lyle Trusty, Helen Henry, Pat and Dale Ware. These images may be seen at the following web site link: <http://psa-photo.org/about-psa/psa-chapters/chapters-gallery/2nd-quarter-2012/>

Here are some PSA events coming up that our club are involved with:

- * PSA Youth Photography Showcase due April 30, 2012
- * PSA Clubs, Councils and Chapters Web Site contest due June 1, 2012
- * PSA Clubs, Councils and Chapters Newsletter contest due June 1, 2012

Some fun individual competitions are the following (you must be a PSA member to enter here):

CPID Individual Creative Competition:

<http://psa-photo.org/divisions/cpid/individual-creative-comp/>

CPID Individual Competition:

<http://psa-photo.org/divisions/cpid/individual-portrait/>

EID Individual Creative Competition:


<http://psa-photo.org/divisions/eid/individual-creative-competition/>

Print of the Month: <http://psa-photo.org/divisions/print/print-of-the-month/>


Bonnie Matthews has been doing well in other PSA International Exhibits. In the Ridgewood International Exhibit, she received two Nature acceptances. In the Everglades Chapter International Exhibit she received one acceptance in Nature and two acceptances in CPID, and in the Oklahoma International Exhibit she received one CPID acceptance and HM, and one Nature acceptance.

S4C Report for April*By: Nan Carder*

Entries for the S4C Skill Level A for March, Lion (Wes Burcham) received an Award and Live, Love, Laugh (Pam Vick) received an HM.

*Lion**By Wes Burcham**Live, Love, Laugh
By Pam Vick*

For the Skill Level AA the entries are the following: In March, Gambels Quail (Tylen Trout) and Fall at Bridalveil Creek 1 (Paul Craft) both received an HM.

*Gambels Quail
By Tylen Trout**Bridalveil Creek 1
By Paul Craft*

Helen Henry (Day Tripping in LA) and Nan Carder (BVS Hot Air Balloon) both received Honorable Mentions in the first session of the EID Creative Competition for 2012. The results have been posted as a News Item on the PSA Home Page.

Get involved!



APRIL 2012



SUNDAY	MONDAY	TUESDAY	WEDNESDAY	THURSDAY	FRIDAY	SATURDAY
1 Acton Gymkhana	2	3	4 	5 AVUHS All Media Art Award Presentation @ 5 PM Lancaster City Hall	6 Full Moon	7 S4C Competition Entry Deadline
8 Happy Easter 	9	10 5PM So Cal Photo Conf Mtg; 6PM LPA Board Mtg	11	12	13 6:30PM Friday Night Discussion Group	14 S4C Competition
15 7:30AM Breakfast Club Discussion@ AM Café	16 	17 6PM LPA General Mtg; Create Dramatic Landscape Photography	18	19	20 	21 Poppy Festival
22 Poppy Festival	23	24 Workshop; LPA Swap Meet	25	26	27 6:30PM Friday Night Discussion Group	28
29	30					

March's Monthly Assignment

Around the House

Use your imagination...

Upload your interpretation in the gallery and be sure to check out last month's uploads.

Friday Night Discussion Group



2nd & 4th Fridays

**April 13th & 27th
@ 6:30PM
at Denny's
corner of 20th Street
West and Avenue K**

Breakfast Discussion Group

Third Sunday of each month.



7:30AM at the AM Café
April's Date is: April 15th

Desert Exposure

Article submissions for the May 2012 issue are due to the newsletter editor by
Monday, April 23rd
E-mail your submission to
newsletter@lpaphotography.org

Lancaster Photography Association

PO Box 498
Lancaster, CA 93584-0498
www.lpaphotography.org

**Member****Board of Directors:**

President:	Sue Craft president@lpaphotography.org (661) 273-7257
Vice President:	David Wilkins vp@lpaphotography.org
Secretary:	Bonnie Matthews secretary@lpaphotography.org
Treasurer:	Terri Garner treasurer@lpaphotography.org
Immediate Past President:	Dave Anderson
Voting Member:	Helen Henry
Voting Member:	Douglas Wade

Committee Chairpersons:

AV Fair Chairpersons:	Doug Wade
Competition Co-Chairpersons:	Chris Wilkins / Wayne Staley
Equipment:	Bill Liberto
Exhibits:	vacant
Field Trips:	Douglas Wade fieldtrips@lpaphotography.org
Night Discussion Group:	Terri Garner
Gallery Shows:	Lyle Trusty
Historian:	vacant
Hospitality Chair:	Tylene Trout
Librarian:	Bonnie Matthews librarian@lpaphotography.org
Newsletter Editors:	Terri Garner
Assoc. Editor	Lyle Trusty
Poppy Festival:	S. Craft/D. Wade/T. Trout
Publicity:	Terri Garner
Refreshments Chair	Pat Ware
Webmaster:	Lee Garner
Workshops:	Bryan Hudson / Doug Wade
PSA Representative:	Nan Carder
S4C / PSA Inter Club Competitions:	Nan Carder
S4C Delegate:	Lyle Trusty

Meeting Information

All meetings are held at the
AV Senior Center, 777 W. Jackman, Lancaster, CA
Beginning at 6:00 PM unless otherwise noted.

2nd Tuesday Board Meeting (RM 101)
All LPA Members are invited to attend.

3rd Tuesday General Meeting & Program
Open to the general public

4th Tuesday Workshop—Open to LPA Members

April Calendar of Events:

- 4/1/2012 – Acton Gymkhana
- 4/5/2012 – **5PM** AVUHSD Award Presentation
- 4/6/2012 – Full Moon
- 4/7/2012 – S4C Competition Entry Deadline
- 4/8/2012 – Easter
- 4/10/2012 – **5PM** So Cal Photo Conference Meeting
- 4/10/2012 – **6PM** Board Meeting
- 4/13/2012 – **6:30PM** Friday Night Discussion Group
- 4/14/2012 – S4C Competition
- 4/15/2012 – **7:30AM** February Breakfast meeting
- 4/17/2012 – **6PM** General Meeting - Portrait Competition
- 4/21/2012 & 4/22/2012 – Poppy Festival
- 4/27/2012 – **6:30PM** Friday Night Discussion Group

Earth Day Cleanup, Volunteers Needed

Volunteers are needed at the 18th annual Earth Day Clean-Up at Saddleback Butte State Park, on Saturday, April 14, from 9 a.m. to Noon. Each year, volunteers pitch in to pick up windblown trash at these public lands, in honor of Earth Day.

Volunteers should wear work gloves that fit, sturdy shoes and sun protection, and bring a refillable bottle for water. Special care should be given to ensure that any children who volunteer are properly outfitted and have gloves that fit their hands.

RSVP is not required but is appreciated, to avconservancy@yahoo.com or (661) 943-9000. Volunteers will meet at 9:00 a.m., at the Saddleback Butte Day Use Area, and work until noon, removing litter from the State Park. Enter the park from Avenue J, at 171st Street East. For a map and information, visit www.avconservancy.org/Events.htm or call (661) 943-9000.





**2012 California
Poppy Festival
April 21-22, 2012
Lancaster City Park**

Collaborative Photography

by Glenn Olson

LPA's 8th Year of Participation!

The LPA will be participating in the 2012 Poppy Festival, in the Fine Arts Division, for the 8th year in a row. Participation has always been great, attendance high, and we always pick up new members during the event. It's a great opportunity to get involved in a fun community service project by providing educational handouts on "How to Take Great Poppy Photos", an opportunity to promote the LPA, and an opportunity to learn how to display/sell your work. Plus... it's a wonderful opportunity to hang out with other photo club members and talk PHOTOGRAPHY!!!

Please consider signing up on the LPA website to work a shift. New members are encouraged to participate. We have 3 chairpersons this year (Sue Craft, Tylen Trout, Douglas Wade), so you will not be alone, and can learn a lot. All volunteers receive a free pass to the festival (up to an \$8 value).

All LPA members are invited to submit "framed/under glass/ready to hang" photos (up to 3) for display (or for sale). Canvas full wrapped photos ok too. The larger the framed photo, the more eye catching it will be. Also, hint... the more oriented towards the AV and Poppies, the better! Smaller items such as matted prints, or greeting cards sell well. If interested in displaying your work, or offering pieces for sale, please sign up on website so that we can organize for this big event. All sellers need to agree to:

20% of all sales will be withheld for "donation" to LPA
No checks, cash only
Release of Liability

All photos/supplies need to be dropped off at booth on Friday, April 20th between 4-7pm (time change from previous years). This is the same time period that we will need help with take in, getting our booth ready and getting photos hung.

If you have any additional questions, please contact your chairpersons Sue Craft sue@suecraftphotography.com or Douglas Wade douglaswade@gmail.com or if you want to sell and need guidance in preparing and pricing items, contact Tylen Trout at trout1@aol.com.

More information about the Poppy Festival can be found at www.poppyfestival.com



There is almost a mystique about the lone photographer who goes out into nature, a war zone, or out on the street and takes photos that inspire, amaze, or even horrify us. But a good many images are not the work of one single photographer. In fact, as technology, such as in-camera and post-processing software, improves and becomes more difficult to master it becomes increasingly common for different people to do the setup, apply makeup, set up the camera, press the shutter-release, perform the post-processing, and do the printing. This is collaborative photography and it has been around since the beginning of photography. It is also the future of digital photography.

In the mid-19th century, when exposures took several minutes for a portrait, studios would hire people to build the backgrounds, hold the subjects steady, and do many other tasks. It may not even have been the photographer who developed the plate. Today many of the more famous photographers, such as Annie Leibovitz and David LaChapelle, work with a staff of people to create some of the more memorable images of recent times. Once the scene is set, the camera is on the tripod and ready to go, it really doesn't matter who or what presses the shutter release. If the camera is on a timer or tripwire do we attribute the photograph to the mechanism rather than the person who set up the camera?

For Sale or Trade?

If you would like to place a "classified" ad for equipment, tutoring, etc., let us know, we'll be happy to add a classified section for our members. Please keep it photographically related.

Send your ads to newsletter@lpaphotography.org, no later than the newsletter deadline to be included in the next month's newsletter.

Don't forget April's workshop is a swap meet for our members to sell, swap, discuss. One man's junk is another man's treasure! You just might find that item you've been looking for.

