



AV Fair Update

By Douglas Wade & Sue Craft

Things are "Jammin" now... "Cherry Jammin" that is! The pace is picking up as we get ready for the AV Fair. Did you know that the LPA first started organizing the AV Fair Photography Exhibit back in the 1970's? That's over 40 years ago!!! It's such a great feeling to keep up the philanthropic efforts started way back then, by some of the early founders of the LPA. The slide competition disappeared almost ten years ago and a digital photography competition took its place. Print entries have remained strong through all forty plus years. This year we have 1626 print entries and 322 digital entries.

LPA "Clerk" Volunteers (those who keep the records) attended the required AVF clerk training on July 16. All other volunteers, including exhibit monitors, were invited to the home of Douglas Wade on July 23, for another clerk training/ AVF volunteer training. Becky Roberts, from AVF was kind enough to assist and inform everyone on what they need to know as clerks and volunteers.

Decoration Day for the photography building was July 25. Many hands made for quick work! It was nice to see so many new volunteers show up to help.


The Annual AVF Kickoff Dinner was July 27. The LPA group was well represented and took up many tables, as usual. A good time was had by all. All who volunteered the previous year were invited to attend.

When volunteering in the Fair, don't forget to sign in anytime you volunteer! If you volunteered this year, you'll be invited to next years Kick-Off Dinner! You will earn a free entry ticket and parking pass for each 4 hours you volunteer to help before or during the fair.

Important Dates:

- July 27 – Aug 3: All prepaid electronic (digital division) images must be uploaded though online entry system **before 8PM** Aug 3, 2012
- Aug 8 – Take In Day for **Prints** (8AM for volunteers) 9AM - 8PM
- Aug 9 & 10 Print Hanging, Clerk Verifications, etc...
- Aug 10 & 11 – Judging Days

(Continued on page 2)



INSIGHT TO WILDLIFE PHOTOGRAPHY

with Rick Edwards

Program and General Meeting

August 21, 2012 @ 6:00PM


The presenter of the "Insight into Wildlife Photography" is Rick Edwards, who is an Associate of The Royal Photographic Society. He perfected his photography while living in Nairobi watching wildlife in the many parks in Kenya and East Africa. During his last two years of his stay in Kenya, Mr. Edwards stated, "I was very proud that I was assigned as the official photographer for the Kenya Wildlife Service." Rick's work can be seen in numerous brochures, magazines and books on wildlife and his beloved Kenya. Mr. Edwards will cover many aspects of wildlife photography, including the showing of "The Beauty of African Wildlife." He will answer questions regarding wildlife photography and photographing in the parks and reserves of East Africa.



Fair Volunteers Needed !

[Sign Up Here](#)

Disclaimer: The Lancaster Photography Association (LPA) is an incorporated non-profit 501(c)3 organization. Opinions expressed in this publication are those of the writers and are not considered as those of the LPA. Products or services mentioned do not constitute endorsement by the LPA. Copyright of all images and articles remain with the material's specific contributor. Please contact the original author for permission to reproduce any materials.



Notes by Lyle:

By: Lyle Trusty, MLPA, ASAC

“Reflected light goes to the shadows, and highlights to the source of light.”

Some of the most beautiful pictures occur as a result of an understanding of the variations in the quality and direction of light. To mention a few; sunrise, sunset, twilight, moonlight, reflected, polarized, spectral, artificial, backlit, filtered, etc.

Some general observations to illustrate how one can get control of various properties of light are listed here. If you want to create a rainbow, position yourself between the light source (which could be the Sun or the Moon), and a source of airborne water vapor – as in a waterfall or rain shower. Try it! You will be amazed at how you can manipulate the location of a rainbow by repositioning yourself sideways. A great example is Galen Rowell's famous picture of the Dali-Lama's Palace in Tibet, where the end of the rainbow falls on the Monastery. Galen had to run a couple of miles carrying his camera and tripod to get the rainbow to move so as to end up on the Monastery. The last time I saw the 30 X 40 inch picture was in the vault of the Mountain Light Gallery in the old bank building in Bishop. The price at the time was at \$16,000.00 and going up. Another recent example is Diana Edgel's beautiful picture of "Moonbows" in Yosemite Valley, at night. We can expect to see more of this photograph.

Another way of adding beauty to a picture is to include a reflection. In this case they come in a variety of scenes. A time honored rule is to avoid positioning the horizon in the middle of the picture. However, as in all rules, there are exceptions. If there is a reflection of the scene in calm water, the horizon is best positioned across the middle of the picture. In addition, reflections at odd angles can come into play to create "golden ponds" with a subject surrounded in liquid gold. There are areas within 30 miles of Bishop that have spectacular reflections of fall colors during the first weekend in October almost every year. It pays to keep track of the color reports and night time temperatures on the internet. When the temperature at Bishop falls to 52°F the temperatures at North Lake, Lake Sabrina and Outlet Lake, just down the road from Sabrina, are at or below freezing and present wonderful examples of fall color reflection opportunities. "Google" Eastern Sierra, Owens Valley, or Bishop Fall Colors for current information.

Let me preface the next one: "Reflected light goes to the shadows, and highlights to the source of light." To illustrate, arrange a still life setup on a table with a cobalt blue vase or pitcher, and an orange. Place the orange close to the main object, and move it around to get the reflection of it where you want it. Light the setup from one side using a portable hot light clamped to a chair. Experiment with the position of the fruit in the shadow of the pitcher. When the fruit is also illuminated by the source of light it will be beautifully reflected in the

(Continued on page 3)

AV Fair Update

(Continued from page 1)

Walk-in help is always welcome on Take in Day (Aug 8) and Print Hanging (Aug 9). For Judging Days, Aug 10-11, **only those who attended clerk training** (per AVF), or have been pre-approved to be there are allowed in the building.

Aug 17 – AV Fair opens at 4PM

When you are not volunteering at the Photography building, and since you have passes and parking, bring your camera for the LPA field trip, **AVF Walk About**, and take pictures during the Fair. Everyone is busy in their areas and the Fair does not get a big set of great images. As well, take images of groups prepping for the AV Fair. It will make someone's day.

Aug 26 – Last day of the fair and closes at 11PM

Aug 27 – Photos and Awards Released



AV Fair Volunteer Dinner



Photos courtesy of David & Chris Wilkins



Apogee Photo
The Internet's Photography Magazine
www.apogeephoto.com

Noella Ballenger, one of the speakers at the Southern California Photography Conference, as well as past LPA programs, and workshops, is offering a free program through Apogee Photo magazine. Image Talk with Noella Ballenger – What makes that photo work.

Are you ready for a special opportunity to have your image published? Noella is looking for outstanding examples of your work to be submitted for consideration in being published and critiqued in her monthly Image Talk.

Even if you're not ready to be published, view the accepted photos and informative critiques.

Here are the links to some of the previous columns <http://www.apogeephoto.com/may2012/ImageTalk52012.shtml>
<http://www.apogeephoto.com/dec2011/ImageTalk122011.shtml>
http://www.apogeephoto.com/aug2011/ImageTalk82011_2.shtml

If anyone wants to submit an image for consideration, email your photo to Noella at noella1B@aol.com and size image 600 pixels on the longest size @ 100 ppi. If the image is accepted, she will ask for a larger size.

Breakfast Group
AM CAFÉ HAS MOVED!

Do you enjoy meeting other club members on the 3rd Sunday of the month? Well, we don't want you to miss it. This is a reminder that the AM Café has moved. Their new address is 44205 10th Street West, Lancaster, CA 93534.

It is now located next door to the University of Antelope Valley's building. It's on the west side of the street across from Edwards Federal Credit Union.

Member Photos

We are asking for photo submissions from our members to showcase them in the club's newsletter. Do you have a photo or two that you would like to share with other members. A brief note to accompany the photo(s) would be great, but not required. Be sure to provide information about the photo, such as date taken and where.

Below is a photo submitted by Scott Shackelford. This was taken in the Antelope Valley. Scott briefly joined the Friday Night Discussion Group on Friday, 7/13 but left early. He stated that he felt that the sunset would be great to shoot because of the clouds. Hope you enjoy it, I certainly did!



7-13-2012 Sunset by Scott Shackelford

Notes by Lyle


(Continued from page 2)



Photo by Lyle Trusty

shadowed side of the pitcher. The light on the fruit will reveal a transition zone, known as the "core," between the highlighted and dark side that reveals the direction of the source of light. You are training your eye and brain to see the reflections in nature that separate an Old Master from an Old artist.

For another example: the pink reflection on the neck and cheek of a woman with a red corsage, when lit properly, can become a cherished keepsake because of its unusual beauty. For many, an untrained eye will not realize the photographer's subtlety, just the purity of the image shining through.



President Notes

By David Wilkins


The LPA runs on volunteers and we need a volunteer right now. The workshop chair is open right now and it would be great if someone would agree to fill that position. Filling one of the chair positions can be very rewarding and, yes it can be some work. The workshop chair position involves setting up workshops for the 4th Tuesday of the month. The workshop chair does not have to conduct the workshops or even find outside instructors. Many members of the club have given workshops in the past. There have been portrait, camera lenses, depth of field, tabletop photography, action, Photoshop and Lightroom workshops, all given by members of the club. The great thing about being workshop chair is that you can pick the topics for the workshops to suit your interest. Please consider volunteering for the workshop position.

Speaking of volunteers, August is the big month for volunteer activity with the AV Fair and the photography exhibit. Our AV Fair chair Douglas Wade and co chair Sue Craft have put in a tremendous amount of work throughout the year to organize the effort and bring it to fruition. We all owe them a big thank you. Then there are all the LPA members who volunteer to work the big days of decoration, take in, print hanging and judging plus all who work the shifts during the fair. It takes a lot of members doing their part to help out. So thanks to all who volunteer!



The LPA Library

Definition of the LPA Library- A place in which literary and artistic materials, such as books, periodicals, pamphlets, prints, and DVD's, on PHOTOGRAPHY and PHOTOGRAPHY RELATED ISSUES are kept for reference and lending to LPA members.



Library Goals: We would like to build a depository of educational and study materials for our members.

No fee for members to check out our books and DVD's. Members can check out materials for 2 weeks at a time and multiple times.

Anyone can donate materials to the LPA library for a tax deduction.

Contact Bonnie Matthews at librarian@lpaphotography.org



July Competition News

On Tuesday, July 17 the first competition of the 2012-2013 competition year was held. The theme was "Action." There were 35 entrants with 94 entries. Our judge was Philip Kocurek, a local wedding photographer who teaches photography. In his early career Phillip spent 9 years shooting at Edwards Air Force Base, the ultimate Action assignment. Following is a list of all the winners.

Digital - Novice:

First Place - Ventura Surfer by Ronald Yagi
 Second Place - Glow Stick Rainbow by William Strait
 Third Place - Stretch My Neck! by Diane Cable
 HM - 2011-09-01_0529 by Denis Lust

Digital - Amateur:

First Place - Love of Lovibond by Ed Dorrah
 Second Place - Tilt-A-Whirl by Wendy Ware
 Third Place - Race to the Finish by Wayne Staley
 HM - Water Dog by Douglas Paul Wade
 HM - Fireworks by Wayne Staley
 HM - Zoom-Zoom by Wes Burcham

Digital - Advanced Amateur

First Place - Gnarly Dude by Holly Peskin
 Second Place - Fire by Maryann Ryan
 Third Place - Hummingbird in Flight by Bonnie J. Matthews
 HM - Flying Squirrel by Maryann Ryan

Digital - Master

First Place - Yosemite Falls Moon Bow by Anita Kratofil
 Second Place - Markel Irizar Time Trial by David Wilkins
 Third Place - Hummer in Flight by Sue Craft
 HM - Round & Round by Diana Edgel
 HM - Fun at the Park by Helen Henry
 HM - Wood Turner by P. Dale Ware

Print - Amateur

First Place - Winged Emerald by Tina Crowe
 Second Place - Steer Wrestler by Bruce Cable
 Third Place - Helicopter Water Drop by Bruce Cable

Print - Advanced

First Place - Shredding by Holly Peskin
 Second Place - Lisa Swinging by Bonnie J. Matthews
 Third Place - Hummingbird Eyes Food by Bonnie J. Matthews

Print - Master

First Place - Bad Bulls 3824 by Nan Carder
 Second Place - Slider 2 by Nan Carder
 Third Place - Stealthy Bus by Lyle Trusty
 HM - Night at the AV Fair 2008 by Diana Edgel
 HM - RAFTERS by Diana Edgel
 HM - Looking Down by Dwight Franke

How'd They Do That

The winners' descriptions in their own words of how they took their winning photographs:

Nan Carder

Bad Bulls 3824 was taken about a year ago, in the summer time in Tehachapi. With that image, I stood along the railing of the arena and used a monopod. The arena has been redone, so that option of standing at the fence may not be available anymore.

The evening was overcast, so the lighting was a little more difficult.

My settings were Shutter Priority, 1/800, ISO 800. I generally use Auto White Balance. My F-stop ended up at 2.8.

I used Photoshop CS5, with curves and sharpening to post-process the photo.

Ed Dorroh

I love craft beer. I brew it. I drink it. I study it. I photograph it. A lot of my friends are beer brewers and it has become more than a beverage – it is a lifestyle. The owner and brewer of the Kinetic Brewing Company on The Blvd is a friend of mine and I was intrigued by the idea of capturing images of beer that conveyed kinetic energy.

I stole the idea from a DIYPhotography.net posting <http://www.diyphotography.net/creating-the-splash> but had to use a manual trigger and the cheapest (worst) light beer I could find. Yes, there was a bit of trial and error and my garage reeked for weeks!

The graduated color (aka Lovibond) was achieved with food coloring and the background is a large piece of liquid resistant Masonite.

Strobist: 1 Canon 580EXII Speedlite (full power) center and background, two 430EX Speedlites (1/4 power) camera left and right. All on High Speed Sync.

Exposure: 1/1250 @f 5.0 @ ISO 160

Canon EOS 7D @ 38mm (28-75mm)

Lightroom was used to make a few final edits.

Tina Crowe

My hummingbird photo was taken in my backyard in Palmdale in June. I had the feeder angled so the bird would be hovering over the pool for a smooth background. I took the photo in the early morning, in direct sunlight, with my Canon 7D and 70-300L lens. I was shooting Manual mode 1/1250, F/8, ISO 400 at 300mm. This was a RAW file processed with Photoshop and Nik software. I used Dfine to de-noise the background and Color EFX Pro detail extractor to get more definition in the feathers. I sharpened the just the bird using Nik Sharpener Pro.

Ronald Yagi

I took the picture of the Ventura Surfer at a beach across the way from the Ventura Harbor Village. I used my first DSLR, a Canon XT and an old Canon 70-210mm lens. Settings were AWB, ISO400, 1/600 sec@ f8 in aperture priority mode with and eye on the shutter speed. Shot as a JPEG as I had no idea what the Raw format was or did, and edited in Elements. Shot was taken on a Saturday, Sept. 8, 2007 @ around 11am.

Anita Kratofil

This photo was taken June 15 Th., 2011 at around 11:00 P.M. The moonbow is not well visible by the naked eye. The moon must be full. There are about three days in which the moonbow is visible through the camera. Each night the moon rises 45 minutes later. I used my Nikon D7000 on a tripod with a Nikon 55-300 mm lens, on Bulb for a long exposure. I should have done an exposure of 4 minutes, but I estimated the time and it was only 30 seconds. The aperture was f5.3, and ISO 100. I use auto white balance. The original photo was a little dark, so I used Lightroom to lighten and Photoshop to sharpen and enhanced it. If you have a faster lens, then a shorter exposure can be used.

UPCOMING COMPETITION

Upcoming is the LPA's October 16 competition with a "Structures" theme. Structures EXCLUDES vehicles but includes houses, lighthouses, windmills, bell towers, buildings like the old railroad stations and the new Getty Museum and the Disney Center, churches (inside and out) and steeples, barns at the fair and elsewhere, bridges covered or modern and a myriad of others. Please consider taking some photographs of structures on your summertime jaunts. Tentatively the judge for this event will be Ted Dayton, whose website is <http://teddaytonphotography.com/>.

PHOTOGRAPHIC SOCIETY OF AMERICA ANNUAL CONFERENCE SAN FRANCISCO



PSA is getting ready for their annual conference in San Francisco this year beginning September 16-22. There will be a lot of activities and education at this conference this year. Pre-conference tours will include the Farallon Islands Nature Boat Tour, Photographing the Golden Gate Bridge from Fort Point and the Golden Gate Park Tea Garden, Palace of Fine Arts, Night Photography at Marin Headlands, Southern Route, San Francisco City, Napa Valley Wine Tour, Northern Route plus many more. After the conference there will be a couple of tours to Yosemite.

There will be Workshops and classes before and during the conference. Here is the Conference link: <http://www.psa-photo.org/conference/>

More information will be provided next month. The conference rate will be \$165 for PSA members. Join PSA for a the member rate. https://www.psa-photo.org/psa_membership/join-psa/individual-new-membership

The Other Lancaster - Amish County

by Scott and Marilyn Shackelford

We flew to Missouri; we then took a round trip drive from Columbia, MO, to Lancaster, PA, and surrounding area, to three presidents' homes in Virginia, and President Lincoln's boyhood home in southern Indiana. We also toured three grist mills, one built in 1750 that still operates commercially; visited five covered bridges; and saw Culpeper, VA, where the immigrating Shackelford family settled in the 1700s.

Lancaster, PA, has a large Amish/Mennonite ("Plain" people as opposed to "English") population. The Amish split from the Mennonite sect in the late 1600s so distinct cultural differences exist. A Mennonite can own a car, as long as the ostentatious shiny chrome is painted black; but the Amish do not use motorized vehicles, nor even bicycles, because the pedal gearing extends the distance a person could walk in one day. Instead, the rural-dwelling Amish have one-person human-propelled scooters with rubber wheels and spokes like a small bicycle. For multiple-person travel and work, they drive horse-drawn vehicles on the road and in tilled fields surrounding their farm complexes. Their horse-drawn implements can have a motor to supplement equipment use (*i.e.* to run the sprayer pictured). Electricity and a telephone can be in their barn but not their house. Other than by size, large multi-generation Amish farm complexes are identified by characteristic black, gray, and subdued blue colored clothing on a lengthy clothes line, curiously, hanging at a 2nd story height. While frugal in practice, their cashed-based economy functions

unimpeded parallel to our credit/debit card society. A pair of draft horses can cost as much as a luxury automobile (*e.g.* \$40,000). From Amish religious beliefs, adults disdain close-up



photography of their faces; so, we shot from face-hiding angles (*e.g.* road photo), or at long distances where enlargement by cropping left indistinguishable faces (*e.g.* field photo).

A number of photographic covered bridges are found in this area. They are constructed with a sizeable wooden support arch truss that nearly spans the bridge length on the inside. While most are one-arch bridges, the 180 ft. Herr Mill Bridge built in 1844 is the oldest and longest two-arched bridge in Lancaster County and about twice the length of other covered bridges. Many covered

bridges still are used on rural roads running through this county; but the Herr Mill Bridge, in need of repair, is closed to all automobile and horse carriage traffic. It




stands adjacent to the Herr Grist Mill.

We visited both the Herr Grist Mill and the Mascot Roller Mill. Both water-powered grist mills now are admission-

free museums. The illustrated Herr Grist Mill was built in 1732 on the Pequea River and last operated in 1929 as part of a small Mennonite settlement called, Herr Village. Herr Village near Ronks, PA is now Mill Bridge Camp Resort. The Mascot Roller Mill, located between Intercourse and Leola, PA, occupies a site that hosted a grist mill since 1730. The current mill serves as a working museum where the docent was extremely considerate and knowledgeable; he activated the mill workings for us to demonstrate the conversion of shelled corn kernels into fine flour (www.resslermill.com).



Lastly, we stopped at a rural outlet complex near Lancaster, PA, called Old Mill Shoppes located by a picturesque stream. By simply walking from one side of a small concrete bridge above this stream to the other, the stream could be photographed in both directions. Doing so, Marilyn shot the best landscape photo of our trip. I usually follow this photography procedure, but this time shot only one direction, unfortunately, not in the direction of her quality photo. I learned a good lesson and still am kicking myself. (*Next installment*: Homes of Four U. S. Presidents)





PSA Report for June

By: Nan Carder



The PSA conference will be held September 16-22, in San Francisco, CA. It still is not too late to sign up. There now is a \$25 late fee. The class list is now posted. There will be a macro workshop offered again this year. Another interesting lecture will be on Studio Portraiture. More information may be found at this link: <http://www.psa-photo.org/conference/>. Please be there for the presentations for the PSA Youth Photography Showcase winners.

Here are the PSA Interclub Final Standings for the Lancaster Photography Association 2011-2012.

Color Projected Imaging Division Creative Group B: 1st Place
 Photojournalism Division (only one Group): 3rd Place Tie
 Electronic Imaging Division Group 1: 5th Place Tie
 Nature Division Group B: 9th Place
 Color Projected Imaging Group B: 10th Place

Any image that received an award in the Color Projected Image Division and Color Projected Image Division Creative will be considered for the end of year Best of the Best.

S4C:

This year, LPA had quite a few members competing in the 2012 S4C 47th PSA International Exhibition of Photography that was held July 21, 2012. Some of the members competing were Scott Shackelford, Bill Sutton, Pat, Dale, and Wendy Ware, Tina Crowe, Diana Edgel, David Wilkins, Terri Garner and Nan Carder. Dale Ware was the Chairperson in charge of the Photojournalism competition. LPA members that assisted him were: Pat Ware, Doug Wade, Wayne Staley, Tina Crowe and David Wilkins. Nan Carder was one of the 3 judges for Photojournalism. Thank you all for donating your time for this event.



This is the time to now sign up for the Southern California Council of Camera Clubs (S4C). Please go to this link so that LPA members can sign up for their Universal Entry Number (UEN). http://www.pcms-photo.org/s4c_entrants_homepage.html

Please take the time to look at the previous year's Standings and Catalogs; plus the 2011-2012 End of Year Banquet Presentations to get an idea of the competitions offered through this organization. If any member needs assistance, please let us know.

THIS AND THAT

MEMBERSHIP DUES:

Membership dues for 2012-2013 are now being accepted through the website via PayPal. You must download and complete the Member Application. This is so that we have current information on file for our members. The last page is the waiver. Each member, as well as additional family member (s) need to sign a waiver. Minors' waivers should be signed by their parent or guardian. Information on joining or renewing your membership is located here: <http://www.lpaphotography.org/staticpages/index.php/join>. Follow the instructions on the page in order to join/renew.

GENERAL MEETING - INSIGHT TO WILDLIFE PHOTOGRAPHY with Rick Edwards:

Tuesday, August 21st at 6PM - General Meeting and Program—Insight to Wildlife Photography with Rick Edwards.

AV FAIR PHOTOGRAPHY EXHIBIT:

AV Fair Exhibit Digital Entries July 27th through August 3rd; August 8th is print take-in day.

AV FAIR EXHIBIT VOLUNTEERS NEEDED:

Be sure to check out the sign up list on the website to volunteer to work a shift. If you have any questions, contact Douglas Wade.

DISCUSSION GROUP INFORMATION

Please consider attending the Friday Night and/or Sunday Breakfast Discussion Groups. These informal meetings allow for more one-on-one conversation regarding all aspects of photography between attendees. Reminder the location for the Breakfast Discussion Group has moved. The AM Café is now in the old El Toreo Restaurant, on 10th Street West, across the street from Edwards Federal Credit Union.

LIBRARY

Contact Bonnie J. Matthews to check out any library items. Library list is available on the LPA website under Members Only—Library. You must be logged in.

AUGUST WORKSHOP - PHOTOSHOP AND THE PHOTOGRAPHER:

Tuesday, August 28, 2012 at 6PM at the AV Senior Center

MEMBER SHOWCASE

Submit your photos to the newsletter for the member showcase column!

MEMBER PUBLICATION ANNOUNCEMENT:

There Must Have Been an Angel by Lee Berghold

...an epic 125 mile cross-country trek—280 degree direct route compass heading—that took two men from Badwater, Death Valley (282 feet below sea level) to the summit of Mt. Whitney (14,495). It was October 1989, with temperatures ranging from 110 degrees to 50 degrees below (windchill); across some of the most hostile, treacherous and desolate terrain in the land...

Now available from Createspace.com/3655555; Amazon.com or Barnes & Noble (BN.com)



August 2012



SUNDAY	MONDAY	TUESDAY	WEDNESDAY	THURSDAY	FRIDAY	SATURDAY
			1	2 Full Moon	3	4
5	6	7	8 AV Fair Print take-in day 9AM to 8PM Harley Davidson Building	9	10 6:30PM Friday Night Discussion Group;	11
12	13	14 5:30PM AV Fair Mtg; 6PM Board Meeting;	15	16	17 AV Fair Walk About	18 AV Fair Walk About
19 7:30AM Breakfast Discussion - New Location; AV Fair Walk About	20 AV Fair Walk About 	21 6PM LPA General Meeting; Insight to Wildlife Photography; AV Fair Walk About	22 AV Fair Walk About	23 AV Fair Walk About 	24 6:30PM Friday Night Discussion Group; AV Fair Walk About	25 AV Fair Walk About
26 AV Fair Walk About	27	28 6 PM Workshop - Photoshop and the Photographer	29	30	31 LPA Membership dues deadline	

August Monthly Assignment

Glass...

Use your imagination...

Upload your interpretation in the gallery and be sure to check out last month's uploads.

Friday Night Discussion Group



2nd & 4th Fridays

August 10th & 24th
@ 6:30PM
at Denny's
corner of 20th Street
West and Avenue K

Breakfast Discussion Group

Third Sunday of each month.



7:30AM at the AM Café
August's Date is: August 19th

Desert Exposure

Article submissions for the September 2012 issue are due to the newsletter editor by
Monday, August 20th
E-mail your submission to
newsletter@lpaphotography.org

Lancaster Photography Association

PO Box 498
Lancaster, CA 93584-0498
www.lpaphotography.org

**Member****Board of Directors:**

President:	David Wilkins president@lpaphotography.org
Vice President:	Douglas Wade vp@lpaphotography.org
Secretary:	Holly Peskin secretary@lpaphotography.org
Treasurer:	Terri Garner treasurer@lpaphotography.org
Immediate Past President:	Sue Craft
Voting Member:	Helen Henry
Voting Member:	Bonnie Matthews

Committee Chairpersons:

AV Fair Chairpersons:	Doug Wade/Sue Craft
Competition Co-Chairpersons:	Chris Wilkins / Wayne Staley
Equipment:	Bill Liberto
Exhibits:	vacant
Field Trips:	Douglas Wade fieldtrips@lpaphotography.org
Night Discussion Group:	Terri Garner
Gallery Shows:	Lyle Trusty
Historian:	vacant
Hospitality Chair:	Tylene Trout
Librarian:	Bonnie Matthews librarian@lpaphotography.org
Newsletter Editors:	Terri Garner
Assoc. Editor	Lyle Trusty
Poppy Festival:	S. Craft/D. Wade/T. Trout
Publicity:	Terri Garner
Refreshments Chair	Pat Ware
Webmaster:	Lee Garner
Workshops:	Bryan Hudson
PSA Representative:	Nan Carder
S4C / PSA Inter Club Competitions:	Nan Carder
S4C Delegate:	Bonnie Matthews

August Calendar of Events:

- 8/1/2012 to 8/31/2012 - Monthly Assignment "*Glass*"
- 8/2/2012 – Full Moon
- 8/3/2012 - **8PM** AV Fair Digital Image Submission Deadline
- 8/8/2012 - AV Fair Print Take-In Day (9AM to 8PM)
- 8/9/2012 & 8/10/2012 – AV Fair Print Hanging
- 8/10/2012 – **6:30PM** Friday Night Discussion Group
- 8/14/2012 – **5:30PM** AV Fair Meeting
- 8/14/2012 – **6PM** Board Meeting
- 8/17/2012 to 8/26/2012 - AV Fair Walk About
- 8/19/2012 – **7:30AM** Breakfast Discussion Group
- 8/21/2012 – **6PM** General Meeting - Program
- 8/24/2012 – **6:30PM** Friday Night Discussion Group
- 8/28/2012 – **6PM** Workshop - Photoshop & the Photographer
- 8/31/2012 – **Membership Dues Deadline**



***What do you
want to shoot
today?***

Meeting Information

All meetings are held at the
AV Senior Center, 777 W. Jackman, Lancaster, CA
Beginning at 6:00 PM unless otherwise noted.

2nd Tuesday Board Meeting (RM 101)
All LPA Members are invited to attend.

3rd Tuesday General Meeting & Program
Open to the general public

4th Tuesday Workshop—Open to LPA Members

Welcome Wagon

Welcome to our newest members!
Please say "HI" to them at the next meeting, trip or event you see them.

Richard & Susan Becker
Bruce Beran
Phillip Kocurek - Honorary
Denis Lust
Robert Myers
Orion Westfal

