

AV Fair News

By Douglas Wade & Sue Craft

Since our past AVF Chairperson Dave Anderson moved to the other side of the country, Douglas Wade, last year's Co-Chair accepted the position of AVF Chairperson for 2012, and your past President Sue Craft became Co-Chair.

Changes for 2012 – Increased Best of Divisions Award (Adult) from \$25 to \$50, increased Best of Show Award (Adult) from \$50 to \$100, and added a Sweepstakes Award of \$100 for entrant with most number of points based upon points for ribbon winners. We also changed the judging from the American System to Danish System for Youth (17 & under) where multiple awards are offered based upon a score. The Junior Best of Divisions and Best of Show Award were increased as well.

There were many volunteers who stepped up to assist with this year's fair. Thank you all for your assistance in pulling off this huge community event! A special thank you to Richard



Lee Garner and Douglas Wade by Lyle Trusty



Carol Moss and Fran Marroquin by Lyle Trusty

Wood for being there every day to offer assistance, and suggestions; to Bonnie Matthews, our main clerk for many years who kept us all straight with the clerking part; to Helen Henry our Print Hanging Coordinator; and to those unsung heroes, Lee Garner and Paul Craft, who do the behind the scenes stuff... the computer work for digital entries! It put a smile on our faces to see so many new LPA members jump in to help. We greatly appreciated their help. I think they found the work rewarding since many of them returned for a second long day of volunteer work... print hanging, after 12 hours of photo take in. The rewards were

(Continued on page 2)



General Meeting September 18, 2012 Jodi Champagne

This month's presenter is Jodi Champagne who was born and raised in Phoenix Arizona and was a mother at the age of 15. Her creative ventures were put on hold while she raised her family and then devoted herself to the corporate world of engineering. After retiring from the business world, she became consumed in the passion of photography; "It didn't take long to have the ability to create a vision through the lens." Her work began as portrait, wedding, family and sports photographer. Her work moved to a more artistic vision of seeing the world with compassion and heart.

Jodi's passion today has taken her to the field of documentary, street, and travel photography. Jodi is now shooting with a purpose, "I want to evoke emotion in my work." Jodi travels all over the world to tell stories with every picture and has a cohesive body of work.

She is currently working with Non Governmental Organizations and non-profits. She has worked with Pony Highway Productions on their documentary projects and soon to be working on some new projects with DreamQuest Productions. She just became a part of National Geographic Stock photographers. Jodi's work has been exhibited around the world as well as here in Los Angeles. Her work has been published on such items as DVD covers, post cards, advertisements, magazines, and books.

Breakfast Group AM CAFÉ HAS MOVED!

Do you enjoy meeting other club members on the 3rd Sunday of the month? Well, we don't want you to miss it. This is a reminder that the AM Café has moved. Their new address is 44205 10th Street West, Lancaster, CA 93534.

It is now located next door to the University of Antelope Valley's building. It's on the west side of the street across from Edwards Federal Credit Union.

Disclaimer: The Lancaster Photography Association (LPA) is an incorporated non-profit 501(c)3 organization. Opinions expressed in this publication are those of the writers and are not considered as those of the LPA. Products or services mentioned do not constitute endorsement by the LPA. Copyright of all images and articles remain with the material's specific contributor. Please contact the original author for permission to reproduce any materials.



Bonnie Matthews by Lyle Trusty

(Continued from page 1)

many... help the LPA, help the AV Fair, help your local community, and make new friends... all in the name of something you love... Photography!

Take In Day – We had numerous volunteers but we still could have used more. The organizers kept it all flowing and we welcomed help from anyone willing to assist. To meet the needs of the community, we offered take in from 9AM to 8PM. Volunteers came in earlier and stayed later. It was a LONG but rewarding day.

Print Hanging Day – We started at 9AM and very quickly the group got into the groove and started working together like a finely tuned machine. New member Dennis Lust, an interior designer, volunteered and WOW... started us off with hanging black and white and amateur prints. While he couldn't stay the whole day, you will notice that the visual presentation on the boards is a notch above last year. Thank you Dennis!



Judging Night by Lyle Trusty

Judging Day – This was a two day event, one for digital and the other for prints. As required by AVF, only AVF 2012 trained clerks could be present on judging day, and we had



Pat Ware with Judging Machine by Lyle Trusty

many who took the time to attend the mandatory clerk training. We had our usual working crew for print judging, but we had more time on digital night and worked in some of the new clerks, to give them a taste of working the books and being a clerk. Late Sunday

afternoon, as we're all growing weary and wanting to go home, Chris Wilkins showed up with homemade lemonade, cookies, grapes, Asian Wraps and more!

Opening Day – It was finally time to share what some of us clerks had been holding in for days... LPA Member Tina Crowe received Best of Show!!! LPA Members Nola Zhang, and Nan Carder also won Best of Division Awards. LPA Member Bill Strait's daughter won Best of Division for Junior 12 & Under. What a delight to see the big smile on her face as she walked in the door! Many other LPA members received ribbons too! Congratulations to all.

All who signed up to monitor the photo building earned



Judges Choice Awards by Lyle Trusty

a free pass/parking ticket for every 4 hours volunteered. All who volunteered before AV Fair opening also earned up to 2 passes and parking ticket for every 4 hours volunteered to the AVF through LPA.

Final details... this year there were 1962 photo entries (slightly down from last year) with less than a 10% no show rate, which is better than anticipated. Close to 700 hours of volunteer time was put in before the fair even opened! Close to 200 more hours will be donated during the fair, and then there is pick up day, and clean up. We should easily pass 1,000 hours of volunteer time by LPA.

We're already thinking about 2013 and would like your constructive comments. Please submit comments to your AVF Chair and Co-Chair Douglas Wade douglaswade@gmail.com and/or Sue Craft sue@suecraftphotography.com.

Check out the photos taken during AVF on the LPA website under Galleries, AV Fair, 2012

And once again, thank you all!

Douglas Wade & Sue Craft, AVF Chair and Co-Chair



Judging Day by Lyle Trusty

Jr. Best of Show — Fiona Strait
by Sue CraftBest of Show — Tina Crowe
by Sue Craft

PHOTOS BY SUZANNE GONZALEZ
626.626.2693 CELL



Portraiture & Posing Workshop By Suzanne Gonzalez September 25, 2012

Bring your cameras, and tripods, including Point and Shoots. Suzanne will share ideas about posing, lighting and composing people portraits. She will provide backdrops and lighting. LPA members can volunteer to be models.

Suzanne Gonzalez has been in business for over 20 years. Her degrees are in art, but after being a working artist, she switched into photography. She has attended Tri Community Photography classes since 1990, continuously. Her favorite subject is Dance. She photographs cheer teams, dance studios and school dances, and does some weddings. She also loves doing character photos. Since joining the Glendora Camera Club, she also enjoys taking animal photos. She makes her own backdrops (up to 30 ft. across) in order to accommodate large teams. She is print chairman for S4C, and now president of the Glendora Camera Club. "Have cameras, will travel" is her motto. She lives in San Gabriel, California. <http://www.photobysuzanne.com>



Illustrative Lantern Pirate by Suzanne Gonzalez



*Boys Head Pile
by Suzanne Gonzalez*

October Competition

By Christine Wilkins & Wayne Staley

"Structures" is the theme for the October 16th competition. Structures EXCLUDES vehicles but includes houses, lighthouses, windmills, bell towers, buildings like the old railroad stations and the new Getty Museum and the Disney Center, churches (inside and out) and steeples, barns at the fair and elsewhere, bridges covered or modern and a myriad of others. Please consider taking some photographs of structures on your summertime jaunts.

The judge for this event will be Ted Dayton, whose website is <http://teddaytonphotography.com/>.

Prints, slides and digital images are welcome at this competition. Entries are due no later than 11:59PM on Tuesday, October 9, 2012. Please enter on the LPA website. Members may enter up to 3 total images for a fee of \$3.00. Payment of fees is through PayPal on the website, by check mailed to the treasurer at PO Box 498, Lancaster, CA 93584-0498 or before 6:00PM at the door on the night of competition. Slides and prints must be brought to the competition before 6:00PM and preferably a bit earlier to allow volunteers to manage the display. When prints are entered it is nice to provide a digital image also so that the members may view the image while the judges view the print in the LightBox. Address questions about the competition to competition@lpaphotography.org or catch Wayne Staley or Chris Wilkins at a meeting.

Step into the Past - AV Fair

By Sue Craft

Looking through the LPA archives, I came across an interesting display board that was presented at the photo exhibit back in the 1970s.

Did you know the Photography Exhibit at the Antelope Valley Fair started around 1955? It had one Amateur Black & White Print Division that contained four classes. From that very modest beginning, the exhibit expanded to include Color Prints, and in the early 70's, Color Slides. During the 70's, the Lancaster Photography Association became involved in the volunteer effort, including arranging for the judges, assisting with the receiving and hanging of the prints and slides, and putting together the slide show for public viewing and monitoring during the Fair. Back then, the show had 1000 prints and 250 color slides. In 2008 we had a digital Exhibition (as a test) and in 2009 had our first Digital Competition. While not at our peak, this year we had 1,962 total entries. We now have 10 Divisions and 136 classes.

Our philanthropic efforts have a long history. We have a few LPA members who have volunteered for the AV Fair Photography Exhibit for decades.




LPA Member Walt Old, AVF Volunteer for 40 years, "Steps Into the Past" wearing his AVF Volunteer Pins from years past. Photo by Sue Craft

Sept 2012 LPA Library Report

By Bonnie Matthews

Definition of the LPA Library- A place in which literary and artistic materials, such as books, periodicals, pamphlets, prints, and DVD's, on PHOTOGRAPHY and PHOTOGRAPHY RELATED ISSUES are kept for reference and lending to LPA members.



I personally am going to add the following DVDs to the LPA Library. Please remember, if you donate to the library, you will receive a tax deduction since we are a 501(c)(3) Non-Profit organization.

1. Adobe Photoshop CS3 - Automating Photoshop for Photographers featuring Matt Kloskowski
2. Adobe Photoshop CS3 - for Beginners by NAPP featuring Dave Cross
3. Adobe Photoshop CS3 - for Channels featuring Corey Barker
4. Adobe Photoshop CS3 - for Digital Photographers featuring Scott Kelly
5. Adobe Photoshop CS3 - Layers Essentials featuring Matt Kloskowski
6. Adobe Photoshop CS3 - for Power Sessions featuring Matt Kloskowski
7. Mastering Camera Raw 2 featuring Ben Willmore
8. Photoshop CS for Beginners featuring Dave Cross
9. Photoshop CS2 for Beginners featuring Dave Cross

I want to remind our members that the LPA has a Spyder 2Pro Calibration System available for our member's use. Let me know when you want to calibrate your monitor. You should be calibrating your monitor on a regular basis for on-screen color accuracy. Contact Bonnie Matthews at librarian@lpaphotography.org

Star Trails/Light Painting Workshop September 8 Saddleback Butte State Park 7-10PM at the Campground

By David and Chris Wilkins

This workshop is set up to help those who are going on the Mono Lake/Bodie trip and are not familiar with how to shoot star trails, but all members who are interested in learning more about star trails are welcome. We will meet at the campground in Saddleback Butte Park at 7PM and go over how to shoot star trails. As soon as it is dark enough we can go out in the Joshua's and start shooting, expected to be about 8:30PM.

You absolutely must have a tripod, a cable release and a camera that has bulb mode. A wide angle lens is recommended. It is also a good idea to have a fully charged battery that you know will last at least one hour. Bring a flashlight if you want to do some light painting.

Enter the park via 170th Street East and Avenue K and go to the campground campfire center. Please pay the day use fee at the kiosk at the entrance. The entrance at 170th East and J will close and lock at sundown.

THIS AND THAT

MEMBERSHIP DUES:

Membership dues for 2012-2013 were due by August 31, 2012. You can pay your dues on the website via PayPal. You must also download and complete the Member Application. The last page is the waiver. Each member, as well as additional family member(s) need to sign a waiver. Information on joining or renewing your membership is located here: <http://www.lpaphotography.org/staticpages/index.php/join>. Follow the instructions on the page in order to join/renew.

GENERAL MEETING - Jodie Champagne

Tuesday, September 18, 2012 at 6PM - General Meeting and Program with Jodi Champagne

DISCUSSION GROUP INFORMATION

Please consider attending the Friday Night and/or Sunday Breakfast Discussion Groups. These informal meetings allow for more one-on-one conversation regarding all aspects of photography between attendees. Reminder the location for the Breakfast Discussion Group has moved. The AM Café is now in the old El Toreo Restaurant, on 10th Street West, across the street from Edwards Federal Credit Union.

LIBRARY

Contact Bonnie J. Matthews to check out any library items. Library list is available on the LPA website under Members Only—Library. You must be logged in.

SEPTEMBER WORKSHOP - PORTRAITURE &

POSING by Suzanne Gonzalez: Tuesday, September 25, 2012 at 6PM at the AV Senior Center

FIELD TRIP - Mono Lake & Bodie - 9/14/2012 & 9/15/2012; See the website to sign up and for more information.

The Real Answer is "It Depends"

By Glenn Olson

Many times people ask a question about photography hardware, software, or techniques and receive a very specific answer. But the real answer to all questions is "It Depends." Any answer that doesn't start with that phrase is probably not meant for the person asking the question.

For example, one newcomer asked what kind of tripod she should get. The first answer she was given was very specific, and very expensive. The real answer should have been "it depends" on what she was going to use it for. If it was just to steady her camera while taking family snapshots then even a \$2 used tripod from Goodwill would probably meet her needs. If she wanted to go into the wild to shoot birds then she might need something lightweight, sturdy, and with a trigger-head that swings easily. If she wanted to take crystal clear panorama shots then a heavier tripod with a 3-way head might be more appropriate. It just depends.

What camera should you buy? It depends on what you want to do with it. There are far more point-and-shoot (P&S) cameras (including cell phones) in use than the more expensive

(Continued on page 7)

Homes of Four U. S. Presidents

By Scott and Marilyn Shackelford

We toured the Virginia homes of our fourth, third, and fifth presidents, respectively, Montpelier (Madison), Monticello (Jefferson), and Ash Lawn-Highlands (Monroe), all relatively close to one another. Operation and maintenance of these presidents' homes and farmlands were dependent on a permanent resident slave population. Then, in southern Indiana, we visited Lincoln's boyhood home.



Montpelier near Orange, VA, only recently opened after restoration began in 2001, is one of the best kept secrets of early presidential homes, but probably not for long. It was a highlight to stand in the 2nd story room where James Madison wrote the

document which was to become our Constitution. Certain Montpelier architectural features are similar to those seen at Jefferson's Monticello home since Jefferson designed such items for his friend's house. Active archeological digging currently is being conducted on this home site.

Much more commercialized and heavily visited, Jefferson's Monticello ("little mountain") near Charlottesville, VA, still is quite impressive. The detached kitchen in its day was a modern marvel, and the adjacent smoke house for meat preservation is quite unique. One interesting feature is a pond near the kitchen area where fish from surrounding lakes, streams, and rivers were placed to remain fresh until needed for the daily menu. It now can serve as a spot to shoot a striking reflective photograph. We photographed outside between rain storms and were fortunate that the sun peeped through the clouds during such interludes. The rains, however, provided us a photographic advantage. Most visitors headed back to the comfort of the Visitors Center, leaving far fewer persons to walk into camera shots.



Monroe's Ash Lawn-Highlands home, about five miles from Jefferson's home, is more modest than Monticello or Montpelier. Early in his political career, the Monroe family resided a considerable time in France where Monroe's oldest daughter, Eliza, and Napoleon's step daughter became fast friends. Eventually Napoleon's step daughter and step son became Godparents to Eliza's children. During our Ash Lawn tour, we were shown a "tea brick" with imprinted designs which



(Continued on page 7)


Santa Monica Pier At Night Field Trip

Saturday, July 14th

By Douglas Wade

About 10 of us made the trip to Santa Monica, mostly to escape the heat of the Antelope Valley. We met at the dinosaur at 3rd and Broadway. We grouped up and talked about some shot setups, such as shooting the athletic equipment, under the pier, on the pier, and the sunset with the pier in the foreground. The pier was very crowded and we all knew that we would get someone in about every shot.

Some of the group wanted to take images at the carousel but we were chased out, because we had tripods, but we were not using them. We moved around the area, looking for interesting items. Most of us did our own thing. I hung out with Tina Crowe and we moved all over the area. We started at the carousel and then down to the athletic equipment, where we tried to catch some performers and others having a good time. We moved to under the pier, the sides and up on top. We loitered around waiting for the sunset, wishing for some clouds, but none this night. We took lots of images this day and headed back to the AV where it had cooled off.



Photos by Douglas Wade






PSA Report for September

By: Nan Carder



The PSA conference will be held September 16-22, 2012 in San Francisco, CA. LPA members can still attend, but will need to sign up at the conference. More information may be found at this link: <http://www.psa-photo.org/conference/>. Please be there for the presentations for the PSA Youth Photography Showcase winners. LPA had two high school youths win Best of Show this year.

Watch for the upcoming September PSA Journal. There is a large article on the PSA Youth Photography Showcase with all of the winners. Lancaster Photography Association did very well. It also has Helen Henry's image which won the PSA EID Creative Competition Session 2 Best of Show Medal for "A Bleeding Heart Vortex". It also mentions Helen judging the third CPID Portrait Competition.



Bleeding Heart Vortex
by Helen Henry



1st Place PJ Home Place Quarterly 2nd Round; Ferris Wheels & Fireworks
by Helen Henry

Helen's "Three Puzzled Masks" won an Honorable Mention. Helen also received a first place in the PJ Home Place Quarterly Contest. This contest is open to all PSA members, and the third round will be open until mid September. http://johnlarson.4t.com/PSA_PJ_Quarterly/index.htm

LPA won Honorable Mentions in the PSA Website and Newsletter

Contests. Great job Terri and Lee Garner.

Here are the PSA Interclub Final Standings for the Lancaster Photography Association 2011-2012 again, along with the LPA members who contributed images. Thank you to all of you.

Color Projected Imaging Division Creative Group B: 1st Place: members participating – Larry Boswell, Nan Carder, Arliss Dawson, Diana Edgel, Michael Harris, Helen Henry, Kurtiss Humphreys, Carol Moss, Bill Sutton, Pam Vick, Dale Ware, and Pat Ware.


Photojournalism Division (only one Group): 3rd Place Tie members participating – Larry Boswell, Bruce Cable, Nan Carder, Tina Crowe, Arliss Dawson, Sue Craft, Michael Harris, Helen Henry, Sharna Lee, Sue Liberto, Glenn Olson, and Tom Van Langenhoven.

Electronic Imaging Division Group 1: 5th Place Tie members participating – Don Bennett, Nan Carder, Sue Craft, Arliss Dawson, Helen Henry, Diana Edgel, Dee Hunter, Bonnie Matthews, Sue Liberto, Doug Wade, Dale Ware, Wendy Ware,

(Continued on page 7)



Best of Show (Print)
PSA Youth Photography Showcase
Lost in Thought
by Adrian Barrera



Best of Show (Digital)
PSA Youth Photography Showcase
Symphony Steel by Cassie Widdison

S4C Report

By Nan Carder

Bonnie Matthews, LPA delegate to S4C, will be assuming the position of Competition Chairman for the Lancaster Photography Association's competitions entered in S4C. She is available to work with any member that needs assistance.

Thank you to the following members who contributed images to S4C Interclub Competitions this season:

Skill Level A: Larry Boswell, Brent Bremer, June Burcham, Marv Brimer, Wes Burcham, Roger Day, Ed Duley, Lee Garner, Konrad Hunter, Fran Marroquin, Carol Moss, Scott Shackelford, Wayne Staley, Tom Van Langenhoven, Pam Vick, and Doug Wade

Skill Level AA: Don Bennett, Paul Craft, Arliss Dawson, Dwight Franke, Michael Harris, Dee Hunter, Anita Kratofil, Tylene Trout, Dale Ware, and Pat Ware

LPA had twelve members competing in the 2012 S4C 47th PSA International Exhibition of Photography that was held July 21, 2012. Members receiving acceptances were Bonnie Matthews, Scott Shackelford, Pat Ware, Dale Ware, Tina Crowe, Diana Edgel, Terri Garner, David Wilkins, Holly Peskin, Bill Sutton, and Nan Carder.

LPA LOGO ATTIRE NOW AVAILABLE



Our Lancaster Photography Association logo can now be embroidered on polo shirts, sweatshirts, and baseball caps, and it can be screen printed on t-shirts. These items are available through All Things Engravable, at 44242 10th Street West in Lancaster. It's in the shopping center with the Edwards Federal Credit Union and the Whole Wheatery.

Prices are listed below and do not include sales tax:

Item	Price
50/50 Polo Shirt	\$18
Polo Shirt	\$22
Baseball Cap	\$12
Sweat Shirt	\$16
T-Shirt	\$12



You can order your LPA logo attire by going to All Things Engravable. They are open Monday through Friday from 10AM until 6PM. Just pick out the item(s) you want, and pick the colors you want for the logo. The camera is done in black, gray, and white; you can pick any available color for the lettering around the outside. All Things Engravable will produce your items, and you can pick them up when they are complete.

The Real Answer is ... (Continued from page 4)

single-lens-reflexes (SLRs) and most people are very satisfied with them. In many fields of photography someone with skill, imagination, and a P&S can out shine a lesser capable person with an SLR. It's when you get into photographic fields where you need telephoto lenses, high frame rates, super clarity, and such that you need to start spending money on the more versatile equipment.

What kind of printer should you buy? It depends on what you want to do with it. If it's just to print nothing bigger than 12"x18" and you live two blocks from Costco then you might be much better off without a printer. If you have other office needs then you might consider an All-in-One.

Whenever you start thinking about what kind of photographic equipment, software, or training to buy you should think about what it is you want to do. What is your end product? Is it prints for the family, something for Facebook, competition awards? What is your budget? This may take you some extra time but you'll be more satisfied in the end.

PSA Report (Continued from page 6)

Chris Wilkins, and David Wilkins.

Nature Division Group B: 9th Place members participating – Don Bennett, Wes Burcham, Paul Craft, Sue Craft, Arliss Dawson, Diana Edgel, Helen Henry, Sue Liberto, Chris Wilkins, and David Wilkins.

Color Projected Imaging Group B: 10th Place members participating - Don Bennett, Arliss Dawson, Diana Edgel, Michael Harris, Helen Henry, Dee Hunter, Sue Liberto, Carol Moss, Bonnie Matthews, Bill Sutton, Dale Ware, Pat Ware, Wendy Ware, David Wilkins, and Nola Zhang.

Any image that received an award in the Color Projected Image Division or Color Projected Image Division Creative will be considered for the end of year Best of the Best.

Bonnie Matthews also had two acceptances in the PSNY International Salon.



Homes (Continued from page 5)
initially appeared to be a dark iron trivet or tile lying on a table. In colonial times, China pulverized tea leaves into powder, mixed the powder with a binder, and pressed it into a dense hard dark brick, which

saved transport space in ships and was easier to haul by camel to Europe. The back of the brick was scored into 16 small rectangles which could be cut off and used as currency among The Colonists. These bricks, not barrels of loose tea leaves, were thrown into Boston harbor at the Boston Tea Party, and being quite heavy, sank to the harbor bottom. To get one's tea, the brick edge is grated, the shavings are placed into a cup, hot water is added; and, the aqueous mixture is strained. So impressed was Marilyn that she purchased one at the gift shop. We are probably the only home in Lancaster with a tea brick as a coffee table conversation piece.

A freeway rest stop on Highway 94 about two-thirds westward across southern Indiana, advertised Lincoln State Park, Lincoln's boyhood home near Lincoln City which, conveniently, was about four miles south from the next freeway exit. Being a national park, our Senior Pass, previously

purchased at Sequoia National Park, allowed free entrance. We toured the informative museum, and then visited the living history replica of the Lincoln family's 16 x16 foot cabin and accompanying farmstead. Upon arriving we saw the front cabin lawn being



mowed by sheep. The foundation and fire place remnant of the actual cabin where Abe Lincoln lived from age 7 to 21 is located about 25 yards from this cabin replica which contains examples of furnishings known to have been used by the family. The cabin replica fully illustrates the history book description of how Lincoln educated himself reading by candlelight or fireplace embers. A unique space-saving ladder is left of the fireplace



and takes one through an open ceiling hole to a loft. The ladder consists of 14-inch long cylindrical wooden pegs embedded perpendicularly into the wall, and sticking straight outward, with a partial arch-like vertical slope (Wouldn't OSHA love it!).

In the Lincoln family of eight, the boys slept in this unheated loft. A young lady and man dressed in period clothing were there to answer all questions, to demonstrate equipment used by the Lincoln's, and to provide interesting facts that we never read in our school history books. This last stop also was well worth the time spent. (Next: Culpeper County and Rural Virginia)

Member Photos



Carnival Ride 11 by Bonnie J. Matthews



Ferris Wheel 14 by Bonnie J. Matthews



Ferris Wheel 11 by Bonnie J. Matthews



Turn by Helen Henry




Pull by Helen Henry

Member Photos



Bristlecone Cones
by David Wilkins



President Notes

By David Wilkins

The past two years LPA has been in the enviable position of having a small surplus. The board has discussed how to use these funds to provide more and better services to the members. Conducting a workshop for members using a paid presenter was one of the items discussed. Some constraints we have are the fact that on workshop nights we are limited to 2 hours since we have to clear the building by 8PM. The 2-hour time limit does not allow a lot of time for personal interaction with the presenter. If we move to a weekend, we may have to pay rental fee, since we cannot use the Senior Center.

I would like to hear from members as to what additional service they would like. Do you know a presenter or workshop you would like to have at the LPA? Let me know your thoughts. Send them to president@lpaphotography.org.

Photoshop and the Photographer Workshop

August 28, 2012

By Douglas Wade



by Douglas Wade



by Douglas Wade

Over 37 people, including 3 visitors, attended an Introduction to Photoshop CS5 presented by Douglas Wade. Photoshop is a powerful tool for the photographer and is used to edit images by beginners as well as professionals. A less expensive, but still great option for editing photos is Photoshop Elements. GIMP is a “free” Photoshop equivalent and available on the web.

Free trial versions of Photoshop software are available for downloading at Adobe.com. Tutorial courses (for a fee) are available at Lynda.com and Kelby.com. YouTube is a great source for free tutorials.

Douglas presented his techniques on workflow, color calibration, working with images, retouching, plugins and filters to take your images from ordinary to spectacular.

Workflow – Be Organized! Establish a procedure and do it consistently. Always backup your work. Local and offsite backup is needed. Examples of offsite storage include Crashplan, Moxi, and Carbonite.

Color Calibration – Your monitor should be calibrated. Contact LPA librarian Bonnie at librarian@lpaphotography.org to check out the LPA Spyder to calibrate your monitor.

Working with Images – Make non-destructive changes to your images by learning how to use layers. Learn how to convert your images to smart objects and you can still make non-destructible changes later when playing with filters.

Plug Ins – Allow you take advantage of software to speed up the creative process. Two that are nice for portraiture are Imagenomic, and Portrait Professional.

This workshop was interactive. Members were encouraged to comment, ask questions, and share some of their own techniques. David Wilkins shared another method to dodge and burn photos by use of layers. The workshop was a great opportunity to ask questions and learn new techniques and share tips.



September 2012



SUNDAY

MONDAY

TUESDAY

WEDNESDAY

THURSDAY

FRIDAY

SATURDAY

						1
2	3 LABOR DAY	4	5	6 	7	8 7PM Star Trails - Saddleback Butte
9	10 	11 5:30PM AV Fair Mtg; 6PM Board Meeting;	12	13	14 6:30PM Friday Night Discussion Group; Mono Lake & Bodie Field Trip	15 Mono Lake & Bodie Field Trip
16 7:30AM Breakfast Discussion - AM Café on 10th Street West	17	18 6PM General Meeting; Jodi Champagne	19	20 Newsletter Deadline	21 	22
23	24 	25 6PM Workshop; Portraiture & Posing	26	27	28 6:30PM Friday Night Discussion Group;	29 Full Moon
30						

September Monthly Assignment

Red...

Use your imagination...

Upload your interpretation in the gallery and be sure to check out last month's uploads.

Friday Night Discussion Group



2nd & 4th Fridays
September 14th & 28th
@ 6:30PM
at Denny's
corner of 20th Street
West and Avenue K

Breakfast Discussion Group

Third Sunday of each month.



7:30AM at the AM Café
September's Date is: September 16th

Desert Exposure

Article submissions for the October 2012 issue
are due to the newsletter editor by
Thursday, September 20th
E-mail your submission to
newsletter@lpaphotography.org

Lancaster Photography Association

PO Box 498
Lancaster, CA 93584-0498
www.lpaphotography.org

**Board of Directors:**

President:	David Wilkins president@lpaphotography.org
Vice President:	Douglas Wade vp@lpaphotography.org
Secretary:	Holly Peskin secretary@lpaphotography.org
Treasurer:	Terri Garner treasurer@lpaphotography.org
Immediate Past President:	Sue Craft
Voting Member:	Helen Henry
Voting Member:	Bonnie Matthews

Committee Chairpersons:

AV Fair Chairpersons:	Doug Wade / Sue Craft
Competition Co-Chairpersons:	Chris Wilkins / Wayne Staley competition@lpaphotography.org
Equipment:	Bill Liberto
Exhibits:	vacant
Field Trips:	Douglas Wade fieldtrips@lpaphotography.org
Night Discussion Group:	Terri Garner
Gallery Shows:	Lyle Trusty
Historian:	vacant
Hospitality Chair:	Tylene Trout
Librarian:	Bonnie Matthews librarian@lpaphotography.org
Newsletter Editors:	Terri Garner newsletter@lpaphotography.org
Assoc. Editor	Lyle Trusty
Poppy Festival:	S. Craft / D. Wade / T. Trout
Publicity:	Terri Garner
Refreshments Chair	Pat Ware
Webmaster:	Lee Garner
Workshops:	vacant
PSA Representative:	Nan Carder
PSA Inter Club Competitions:	Nan Carder
S4C Delegate:	Bonnie Matthews
S4C Club Competitions:	Bonnie Matthews

Meeting Information

All meetings are held at the
AV Senior Center, 777 W. Jackman, Lancaster, CA
Beginning at 6:00 PM unless otherwise noted.

2nd Tuesday Board Meeting (RM 101)
All LPA Members are invited to attend.

3rd Tuesday General Meeting & Program
Open to the general public

4th Tuesday Workshop—Open to LPA Members

September Calendar of Events:

- 9/1/2012 to 9/30/2012 – Monthly Assignment “*Red*”
- 9/8/2012 – **7PM** Star Trails at Saddleback Butte
- 9/11/2012 – **5:30PM** AV Fair Meeting
- 9/11/2012 – **6PM** Board Meeting
- 9/14/2012 – **6:30PM** Friday Night Discussion Group
- 9/14/2012 to 9/15/2012 - Mono Lake & Bodie Field Trip
- 9/16/2012 – **7:30AM** Breakfast Discussion Group
- 9/18/2012 – **6PM** General Meeting - Jodie Champagne
- 9/20/2012 - Newsletter Submission Deadline
- 9/25/2012 – **6PM** Workshop - Suzanne Gonzalez
- 9/28/2012 – **6:30PM** Friday Night Discussion Group
- 9/29/2012 – Full Moon

Snack Volunteer Needed for Sept 18

Our members love to snack and visit during break on our meeting nights. LPA has disposable items (our refreshment chair Pat Ware keeps us well stocked), but we need a volunteer to bring the edible parts. Up to \$30 can be reimbursed when you provide snacks. Save your receipt, fill out an LPA check request form, and see our treasurer Terri Garner for reimbursement. Please sign up on the LPA website so that we know the need has been filled. Thank you!



***What do you
want to shoot
today?***

Welcome Wagon

Welcome to our newest members!
Please say “HI” to them at the next meeting, trip or event you see them.

Kathy Fergione
Sarah Osenga
Clifford Rourke

